

# Influenza Activity Report

## Influenza Activity in Medina County: February 25 – March 3, 2018

### Summary:

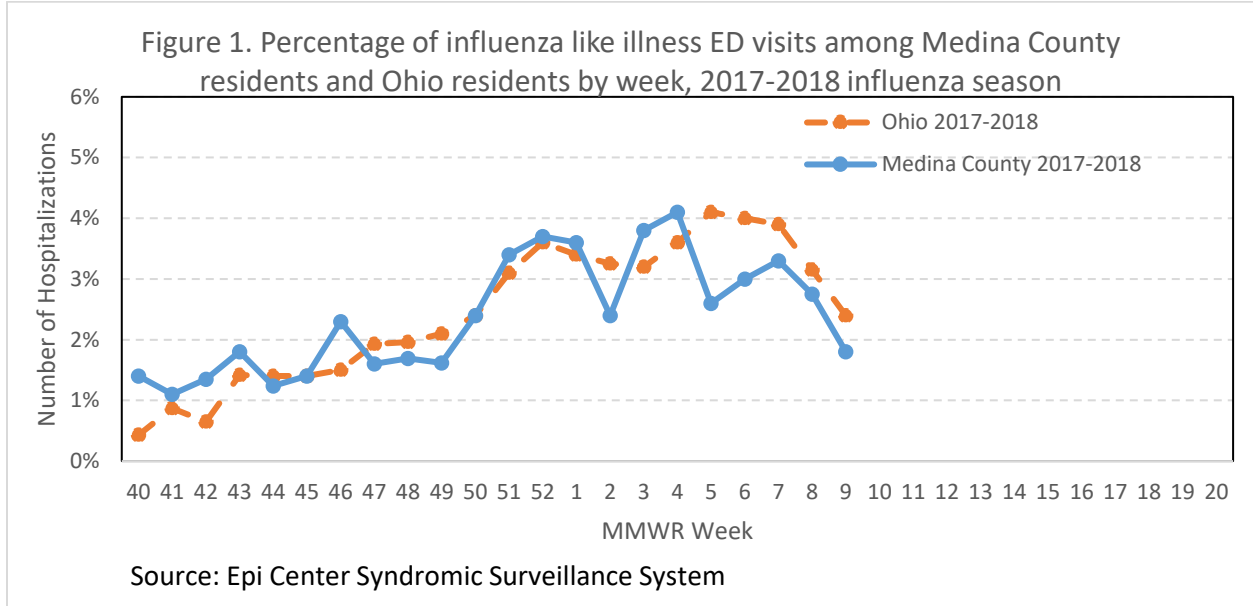
Public health surveillance data indicates levels of influenza like illness (ILI) remain significant in Medina County. The percentage of ILI emergency department (ED) visits among Medina County residents are similar to statewide levels (Figure 1). The geographic distribution of ILI ED visits is sporadic with influenza activity found in half of the county's zip codes (Figure 2). There were 8 influenza-associated hospitalizations and 0 novel influenza infections reported to the Medina County Health Department during the week. The incidence of influenza associated hospitalizations is higher than the historical average (Figure 3). The frequency of ILI associated hospitalizations is highest among adults age 65 or older while the highest frequency of ILI ED visits is among children less than 18 years of age (Figure 4). Twenty-four deaths associated with influenza or pneumonia have occurred since the beginning of the influenza season.

### Dashboard:

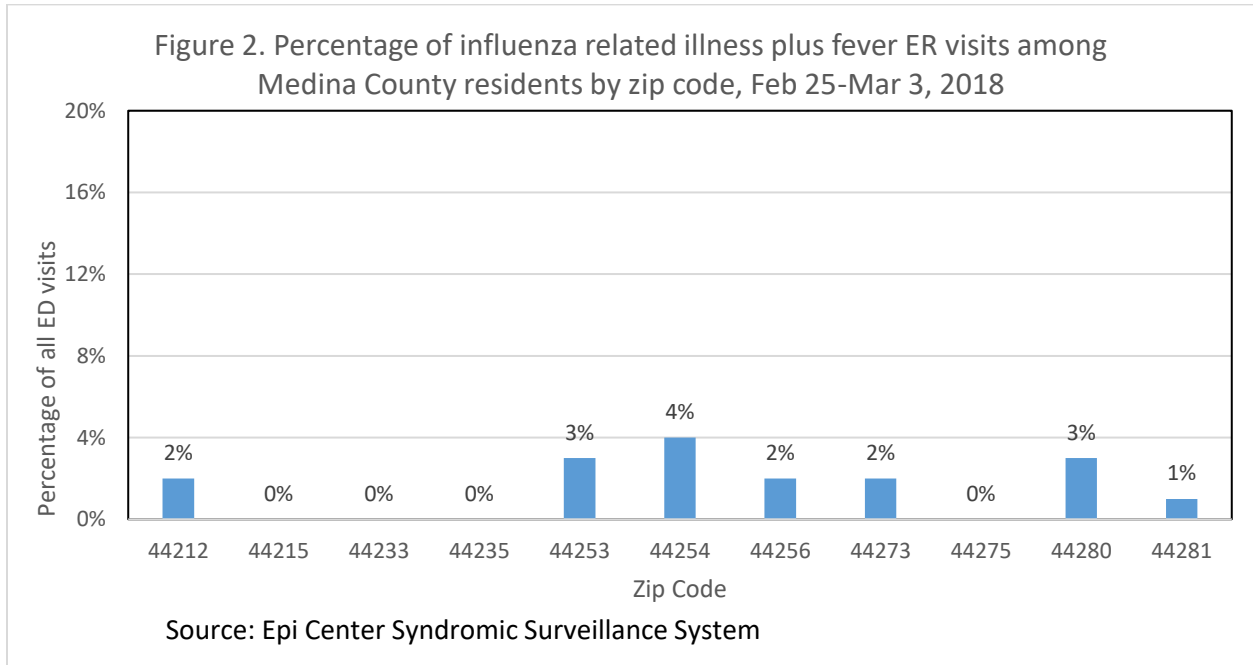
Indicator	Current Week	Previous Week	Trend (# of weeks)	Season to Date
Number of ILI ED visits <sup>1</sup>	26	41	↓ 1	785
Percentage of ILI ED visits <sup>1</sup>	1.8%	2.8%	↓ 1	-
Number of Influenza Hospitalizations <sup>2</sup>	8	16	↓ 1	220
Number of Novel Influenza Infections <sup>2</sup>	0	0	↔ 21	0
Number of Deaths Associated with Influenza or Pneumonia <sup>3</sup>				24

# Influenza Activity Report

## Percentage of ILI ED Visits by Week:

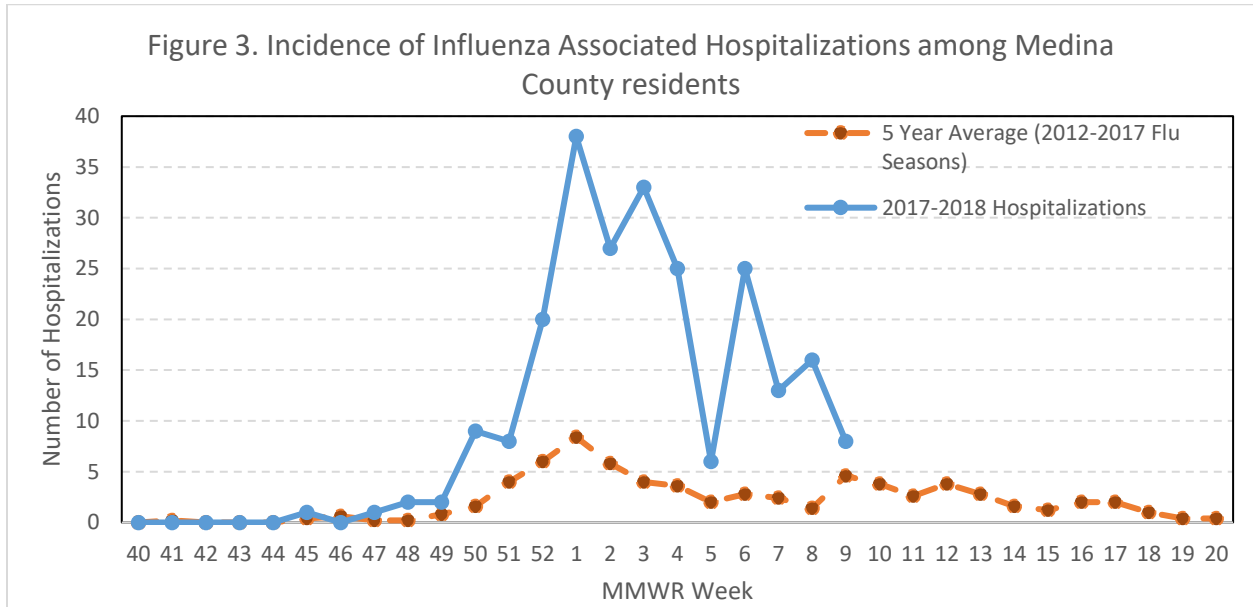


## Geographic Distribution of Medina County ILI ED Visits:

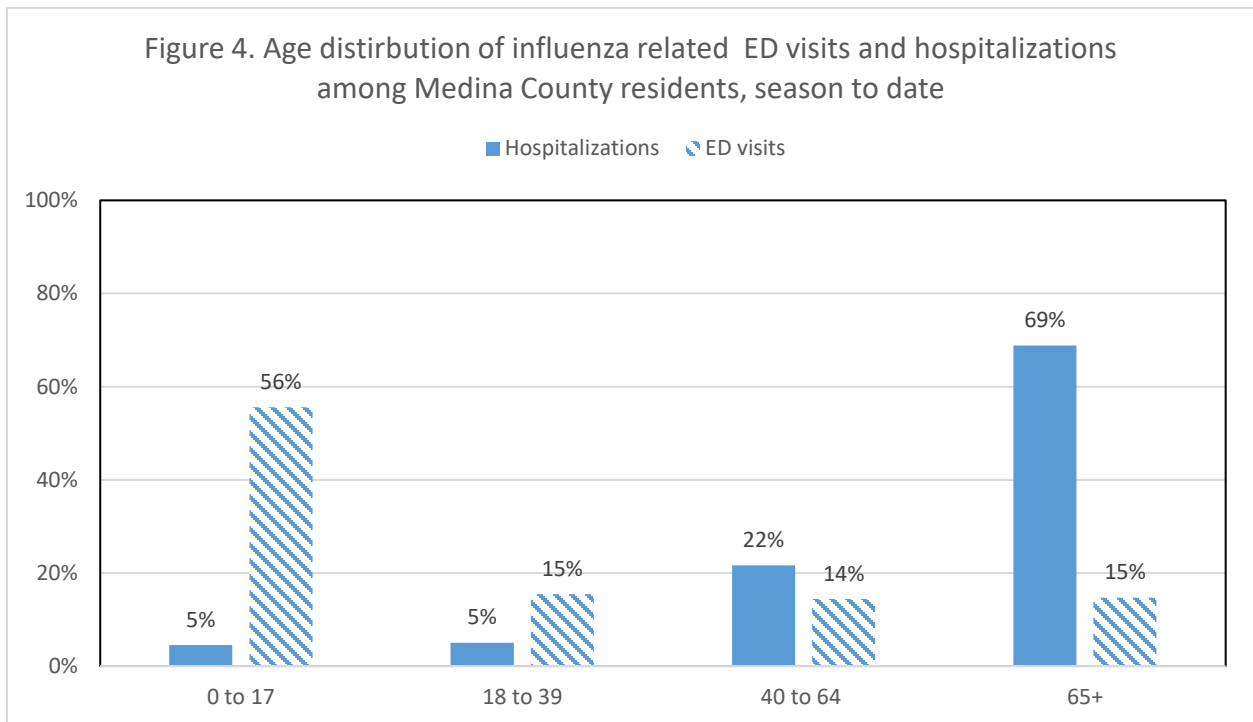


# Influenza Activity Report

## Incidence of Influenza-Associated Hospitalizations among Medina County Residents:



## Age Distribution of Influenza ER Visits and Hospitalizations among Medina County Residents:



# Influenza Activity Report

---

## State, Regional, and National Data:

### Ohio Surveillance Data:

- ODH lab has reported 1057 influenza tests from specimens sent from various submitters. 2017-2018 influenza season positive results: (671) A/H3N2; (96) A/pdmH1N1; (105) Influenza B; (through 02/24/2018).
- The National Respiratory and Enteric Virus Surveillance System (NREVSS) has reported 56,718 influenza tests performed at participating facilities. 2017-2018 influenza season positive results: (156) H1N1, (555) A/H3N2, (9547) Flu A Not Subtyped, and (2273) Flu B (through 02/24/2018).
- 4 pediatric influenza-associated mortalities have been reported during the 2017-2018 season (through 02/24/2018).
- No novel influenza A virus infections have been reported during the 2017-2018 season (through 02/24/2018).
- Incidence of confirmed influenza-associated hospitalizations in 2017-2018 season = 12,967\* (through 02/24/2018).

**Regional Surveillance Data\*:** During week 7 (February 11th - February 17th, 2018), the proportion of outpatient visits for ILI in Region 5 (Ohio is in Region 5) was 4.47%, which is above the regional baseline of 1.8%. Michigan, West Virginia, Pennsylvania, Ohio, Indiana, and Kentucky reported Widespread Activity.

**National Surveillance Data\*:** During week 7 (February 11th - February 17th, 2018), most U.S. states reported Moderate or High influenza activity, though a few are still reporting Low or Minimal activity. The proportion of outpatient visits for ILI was 6.4%, which is above the national baseline of 2.2%. All 10 regions reported ILI at or above their region-specific baseline level. The most frequently identified influenza virus type reported by public health laboratories was influenza A (H3N2).

\*National-level and regional-level data are reported one week later than Ohio state-level.

# Influenza Activity Report

FLUVIEW



A Weekly Influenza Surveillance Report Prepared by the Influenza Division

Weekly Influenza Activity Estimates Reported by State and Territorial Epidemiologists\*

Week Ending Feb 17, 2018 - Week 7



\*This map indicates geographic spread and does not measure the severity of influenza activity.

## Data Sources:

- Emergency Department Visits (EpiCenter):** EpiCenter collects emergency department chief complaint data from hospitals and urgent care facilities across Medina County and classifies them into symptom and syndrome categories. Rates for chief complaints regarding fever + ILI and other symptoms commonly detected during the flu season are analyzed.
- Influenza-Associated Hospitalizations (ODRS):** Influenza-associated hospitalizations and novel influenza infections are reported by the Medina County Health Department and hospitals using the Ohio Disease Reporting System (ODRS). Hospitalizations can be used as an indicator of the severity of illness during a particular influenza season. This condition became reportable in January 2009.
- Office of Vital Statistics:** The Medina County Health Department Office of Vital Statistics receives reports on the causes of death that occur within the county. Deaths are counted as influenza or pneumonia deaths if they are listed as the immediate or underlying cause on the death certificate.