





Influenza Activity Report

Influenza Activity in Medina County: February 4-10, 2018

Summary:

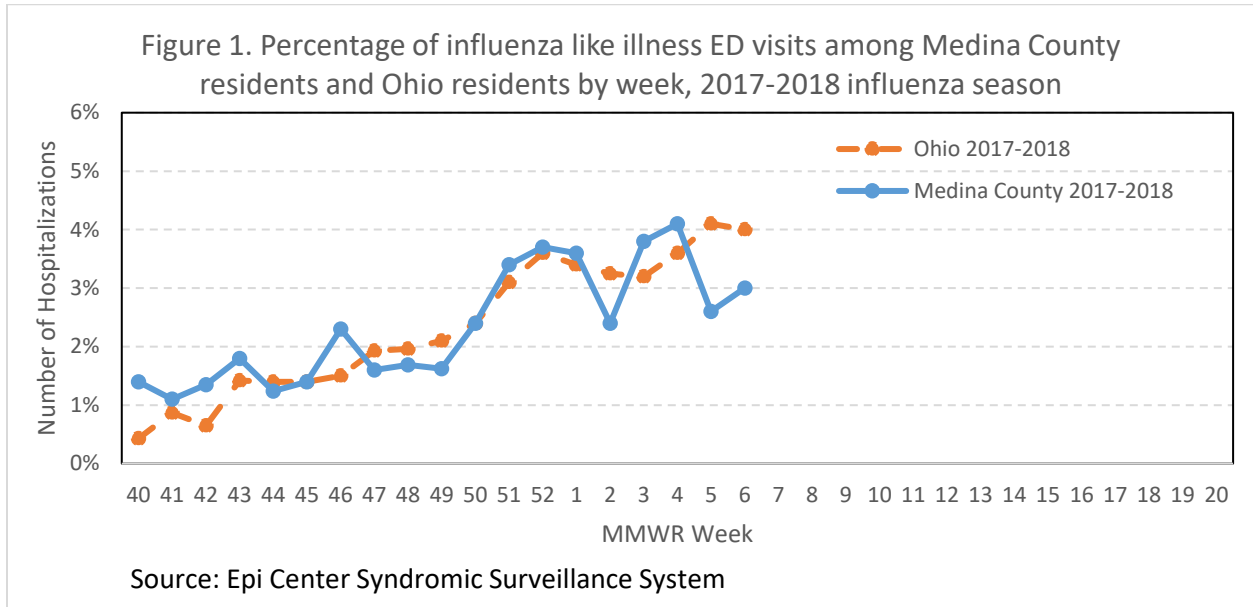
Public health surveillance data indicates significant influenza like illness (ILI) in Medina County. The percentage of ILI emergency department (ED) visits among Medina County residents are below statewide levels (Figure 1). The geographic distribution of ILI ED visits is widespread with influenza activity found in all but two zip codes (Figure 2). There were 25 influenza-associated hospitalizations and 0 novel influenza infections reported to the Medina County Health Department during the week. The incidence of influenza associated hospitalizations is higher than the historical average (Figure 3). The frequency of ILI associated hospitalizations is highest among adults age 65 or older while the highest frequency of ILI ED visits is among children less than 18 years of age (Figure 4). Twenty-one deaths associated with influenza or pneumonia have occurred since the beginning of the influenza season.

Dashboard:

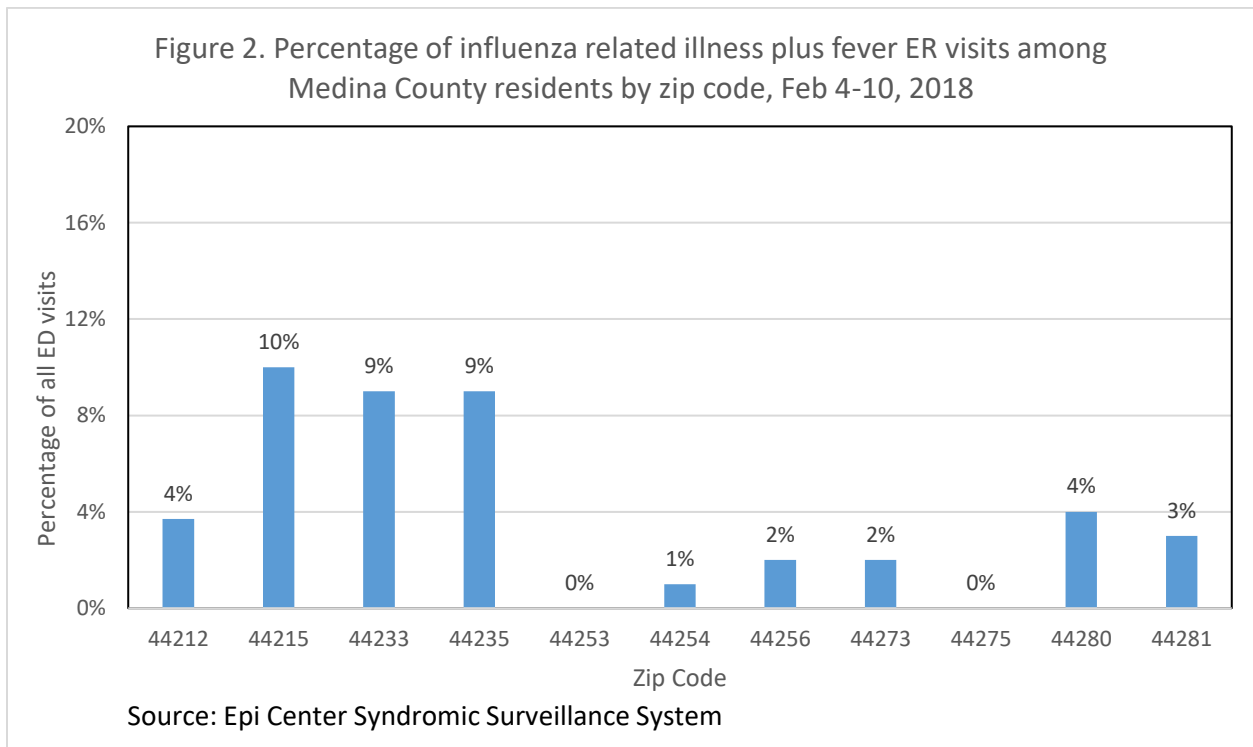
Indicator	Current Week	Previous Week	Trend (# of weeks)	Season to Date
Number of ILI ED visits ¹	46	38	 1	669
Percentage of ILI ED visits ¹	3.0%	2.6%	 1	-
Number of Influenza Hospitalizations ²	25	6	 1	183
Number of Novel Influenza Infections ²	0	0	 18	0
Number of Deaths Associated with Influenza or Pneumonia ³				21

Influenza Activity Report

Percentage of ILI ED Visits by Week:

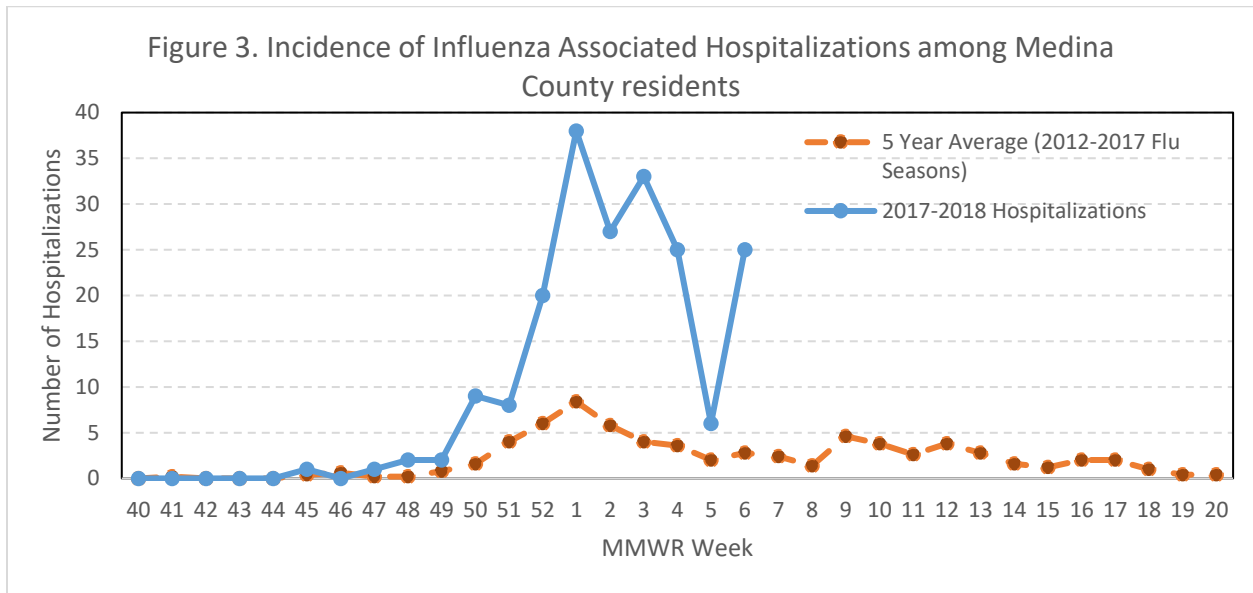


Geographic Distribution of Medina County ILI ED Visits:

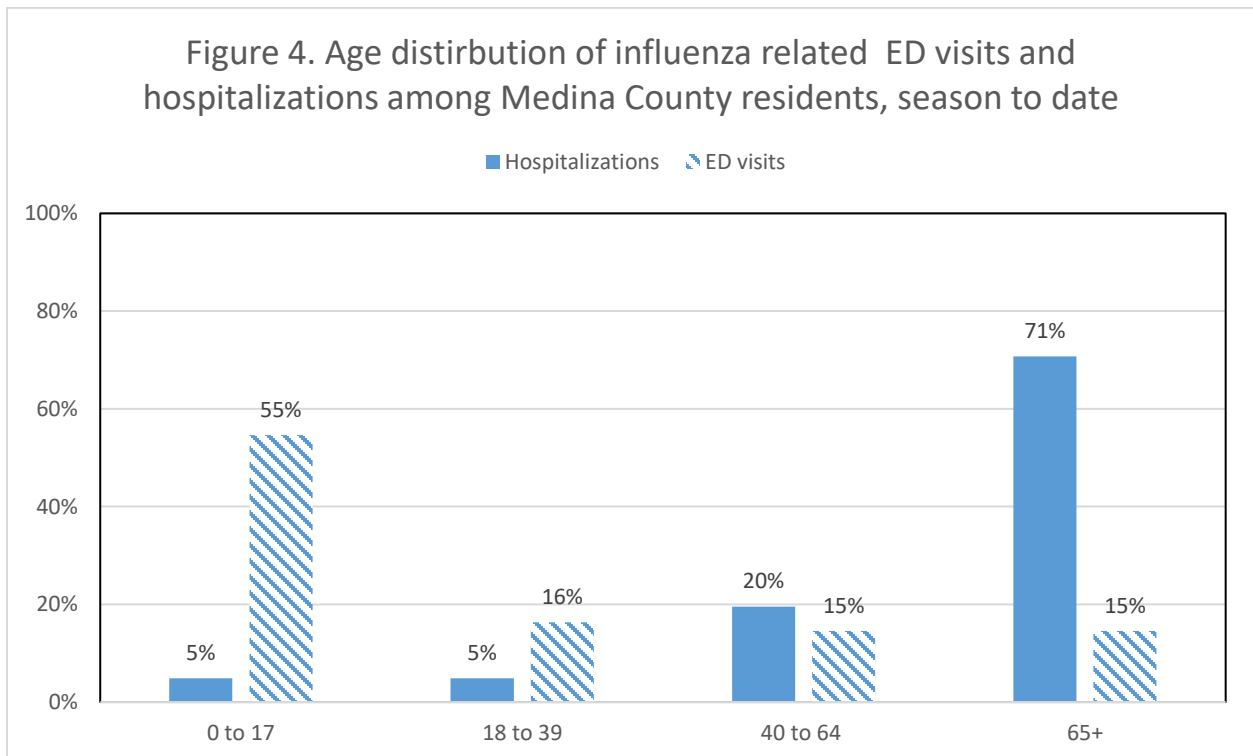


Influenza Activity Report

Incidence of Influenza-Associated Hospitalizations among Medina County Residents:



Age Distribution of Influenza ER Visits and Hospitalizations among Medina County Residents:



Influenza Activity Report

State, Regional, and National Data:

Ohio Surveillance Data:

- **ODH lab** has reported **813** influenza tests from specimens sent from various submitters. 2017-2018 influenza season results: **(571) A/H3N2; (67) A/pdmH1N1; (53) Influenza B;** (through 02/03/2018).
- The **National Respiratory and Enteric Virus Surveillance System (NREVSS)** has reported **43,143** influenza tests performed at participating facilities. 2017-2018 influenza season positive results: **(43) H1N1, (291) A/H3N2, (6657) Flu A Not Subtyped, and (948) Flu B** (through 02/03/2018).
- **3 pediatric influenza-associated mortalities** have been reported during the 2017-2018 season (through 02/03/2018).
- No **novel influenza A virus infections** have been reported during the 2017-2018 season (through 02/03/2018).
- Incidence of confirmed **influenza-associated hospitalizations** in 2017-2018 season = **9,738*** (through 02/03/2018).

HHS Regional Surveillance Data*: During week 4 (January 21st – January 27th, 2018), the proportion of outpatient visits for ILI in Region 5 (Ohio is in Region 5) was 5.08%, which is above the regional baseline of 1.8%. Michigan, West Virginia, Pennsylvania, Ohio, Indiana, and Kentucky reported Widespread Activity.

National Surveillance Data*: During week 4 (January 21st – January 27th), most U.S. states reported Moderate or High influenza activity, though a few are still reporting Low or Minimal activity. The proportion of outpatient visits for ILI was 7.1%, which is **above** the national baseline of 2.2%. All 10 regions reported ILI at or above their region-specific baseline level. The most frequently identified influenza virus type reported by public health laboratories was **influenza A (H3N2)**.

*National-level and regional-level data are reported one week later than Ohio state-level.

Influenza Activity Report

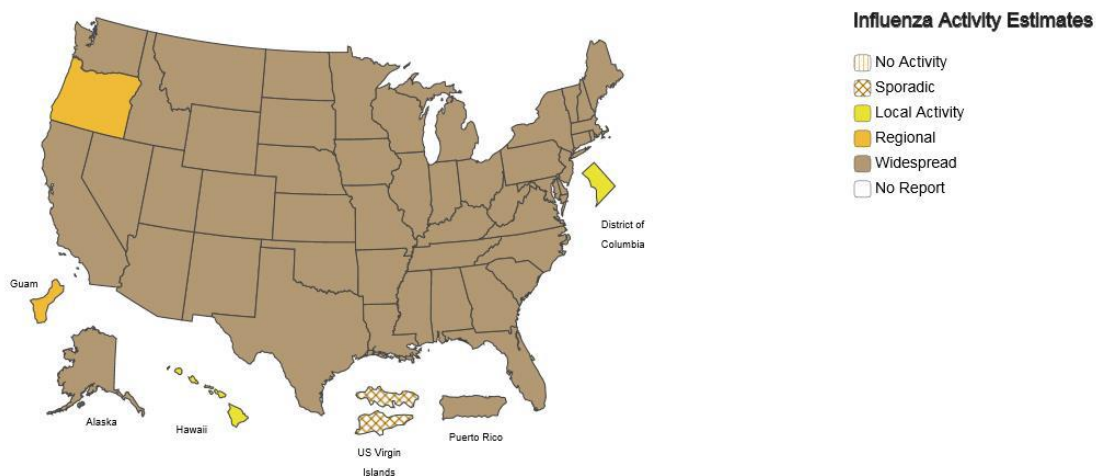
FLUVIEW



A Weekly Influenza Surveillance Report Prepared by the Influenza Division

Weekly Influenza Activity Estimates Reported by State and Territorial Epidemiologists*

Week Ending Jan 27, 2018 - Week 4



*This map indicates geographic spread and does not measure the severity of influenza activity.

Data Sources:

- Emergency Department Visits (EpiCenter):** EpiCenter collects emergency department chief complaint data from hospitals and urgent care facilities across Medina County and classifies them into symptom and syndrome categories. Rates for chief complaints regarding fever + ILI and other symptoms commonly detected during the flu season are analyzed.
- Influenza-Associated Hospitalizations (ODRS):** Influenza-associated hospitalizations and novel influenza infections are reported by the Medina County Health Department and hospitals using the Ohio Disease Reporting System (ODRS). Hospitalizations can be used as an indicator of the severity of illness during a particular influenza season. This condition became reportable in January 2009.
- Office of Vital Statistics:** The Medina County Health Department Office of Vital Statistics receives reports on the causes of death that occur within the county. Deaths are counted as influenza or pneumonia deaths if they are listed as the immediate or underlying cause on the death certificate.