





Influenza Activity Report

Influenza Activity in Medina County: December 17-23, 2017

Summary:

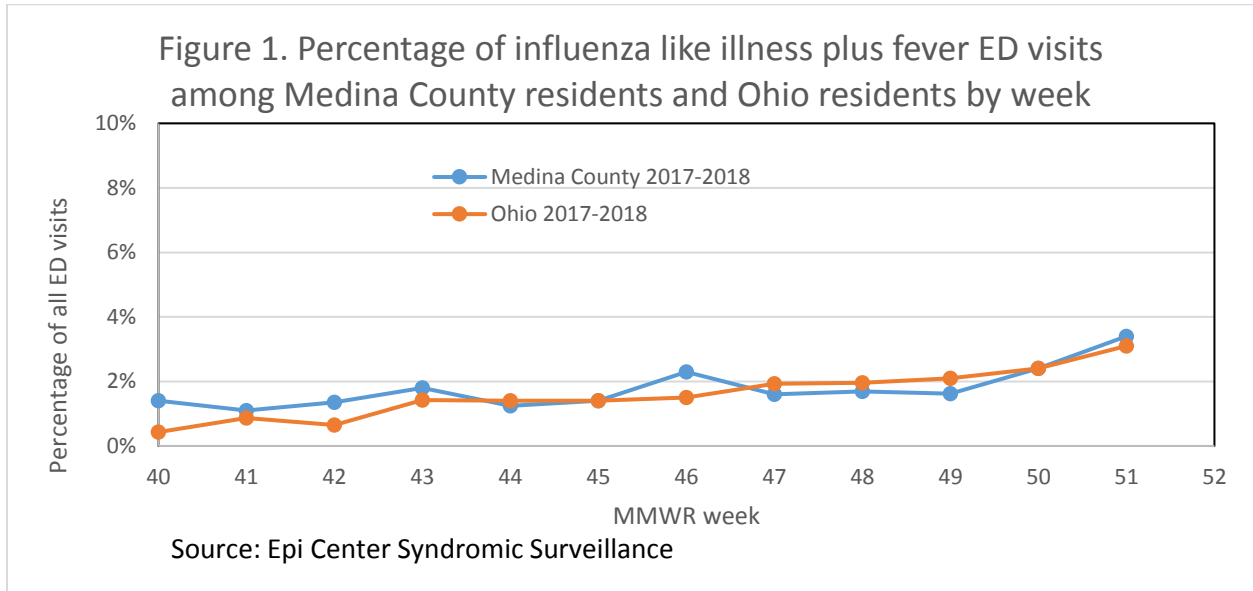
Public health surveillance data indicates minimal influenza like illness (ILI) in Medina County. The percentage of emergency department (ED) visits with patients exhibiting fever and ILI specified ED visits are similar to statewide levels (Figure 1). The frequency of ILI ED visits is similar among males and females. The highest frequency of ILI ED visits is found among children less than 18 years of age (60%). The geographic distribution of ILI ED visits is widespread with influenza activity found in all but three zip codes (Figure 2). There were 5 influenza-associated hospitalizations and 0 novel influenza infections reported to the Medina County Health Department during the week. The incidence of influenza associated hospitalizations is higher than the historical average (Figure 3).

Dashboard:

Indicator	Current Week	Previous Week	Trend (# of weeks)	Season to Date
Number of ILI ED visits ¹	52	32	 2	311
Percentage of ILI ED visits ¹	3.4%	2.4%	 2	-
Number of Influenza Hospitalizations ²	5	9	 1	20
Number of Novel Influenza Infections ²	0	0	 10	0
Number of Deaths Associated with Influenza and Pneumonia ³				5

Influenza Activity Report

Percentage of ILI ED Visits by Week:

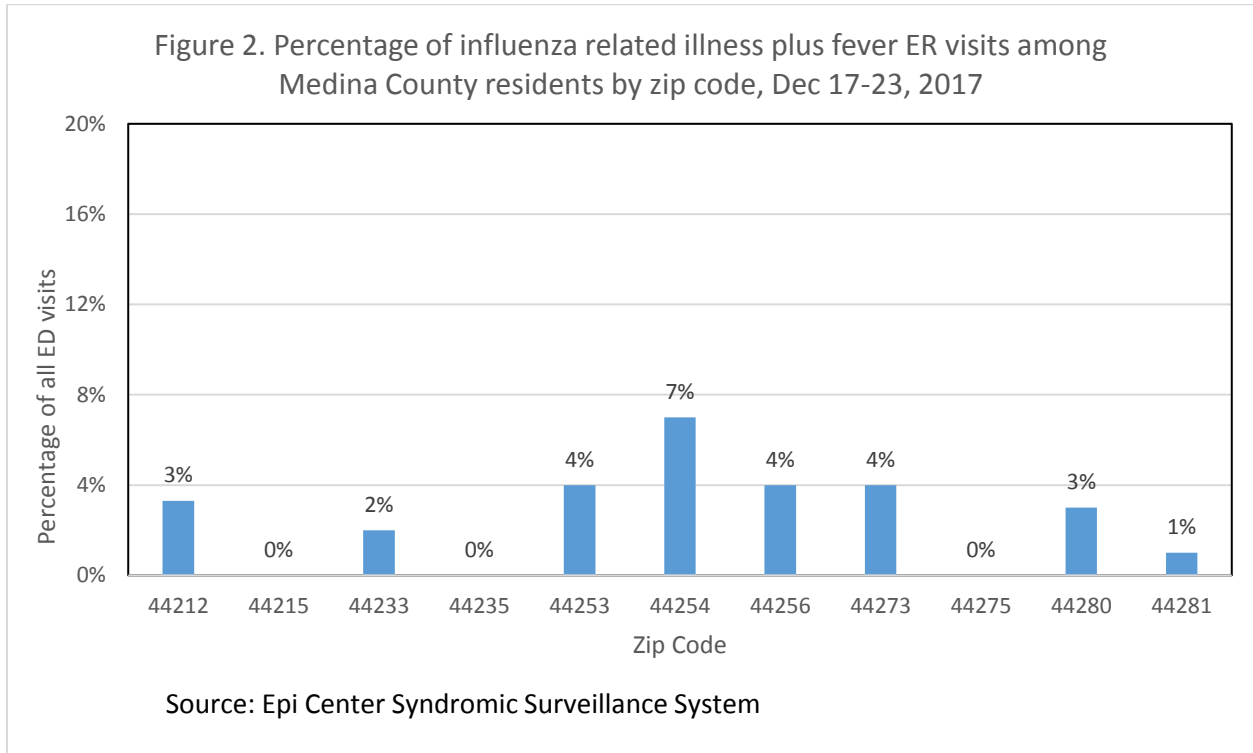


Demographic Distribution of Medina County ILI ED Visits: Season to Date

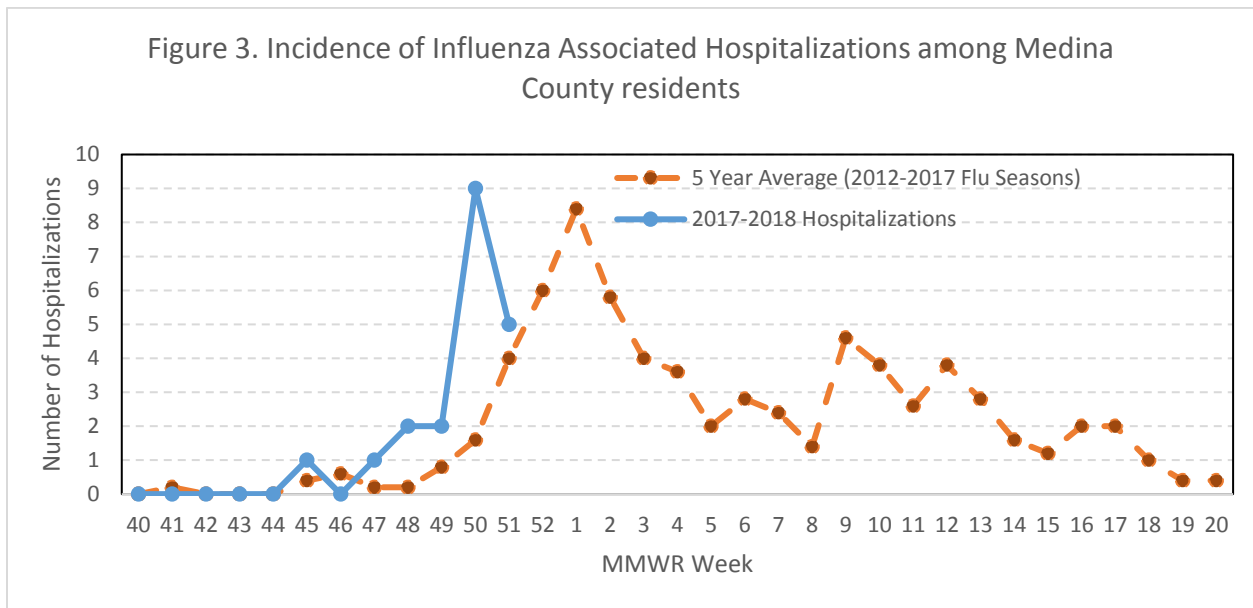
Sex	Number	Percent
Males	153	49%
Females	158	51%
Total	311	
Age	Number	Percent
0 to 17	187	60%
18 to 39	45	14%
40 to 64	36	12%
65 or older	43	14%
Total	311	

Influenza Activity Report

Geographic Distribution of Medina County ILI ED Visits:



Incidence of Influenza-Associated Hospitalizations among Medina County Residents:



Influenza Activity Report

State, Regional, and National Data:

Ohio Surveillance Data:

- ODH lab has reported 71 influenza tests from specimens sent from various submitters. 2017-2018 influenza season results: (1) A/pdmH1N1; (54) A/H3N2; (1) Influenza B; (through 12/16/2017).
- The National Respiratory and Enteric Virus Surveillance System (NREVSS) has reported 15,391 influenza tests performed at participating facilities. 2017-2018 influenza season positive results: (2) H1N1, (29) A/H3N2, (445) Flu A Not Subtyped, and (73) Flu B (through 12/16/2017).
- 0 pediatric influenza-associated mortalities have been reported during the 2017-2018 season (through 12/16/2017).
- No novel influenza A virus infections have been reported during the 2017-2018 season (through 12/16/2017).
- Incidence of confirmed influenza-associated hospitalizations in 2017-2018 season = 629 (through 12/16/2017).

HHS Regional Surveillance Data*: During week 49 (December 3, – December 9, 2017), the proportion of outpatient visits for ILI in Region 5 (Ohio is in Region 5) was 1.9%, which is above the regional baseline of 1.8%. Indiana, Michigan, Pennsylvania and West Virginia reported Local Activity; Kentucky reported Regional Activity, Ohio reported Widespread Activity.

National Surveillance Data*: During week 49 (December 3, – December 9, 2017), Most U.S. states reported Minimal or Low influenza activity. The proportion of outpatient visits for ILI was 2.7%, which is above the national baseline of 2.2%. Seven of 10 regions reported ILI at or above their region-specific baseline level. The most frequently identified influenza virus type reported by public health laboratories was influenza A (H3N2).

*National-level and regional-level data are reported one week later than Ohio state-level

Influenza Activity Report

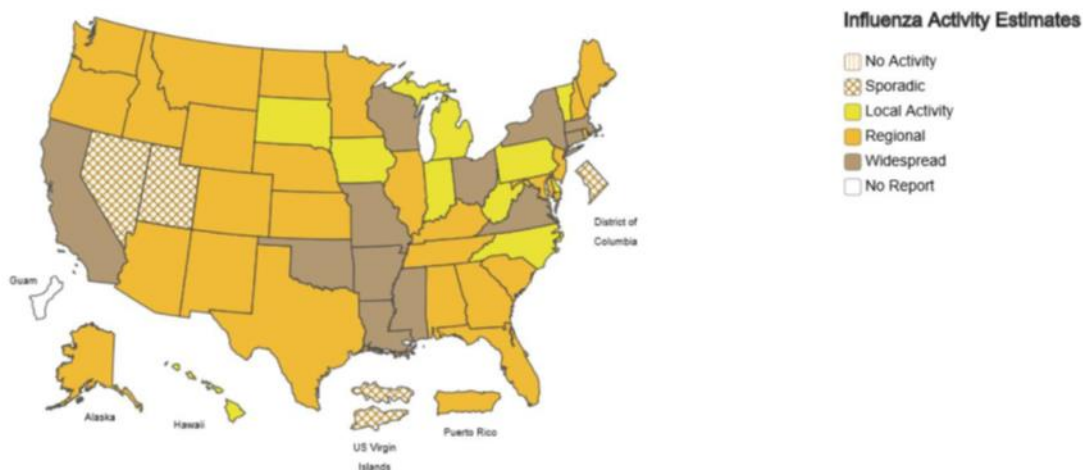
FLUVIEW



A Weekly Influenza Surveillance Report Prepared by the Influenza Division

Weekly Influenza Activity Estimates Reported by State and Territorial Epidemiologists*

Week Ending Dec 09, 2017 - Week 49



Data Sources:

1. **Emergency Department Visits (EpiCenter):** EpiCenter collects emergency department chief complaint data from hospitals and urgent care facilities across Medina County and classifies them into symptom and syndrome categories. Rates for chief complaints regarding fever + ILI and other symptoms commonly detected during the flu season are analyzed.
2. **Influenza-Associated Hospitalizations (ODRS):** Influenza-associated hospitalizations and novel influenza infections are reported by the Medina County Health Department and hospitals using the Ohio Disease Reporting System (ODRS). Hospitalizations can be used as an indicator of the severity of illness during a particular influenza season. This condition became reportable in January 2009.
3. **Office of Vital Statistics:** The Medina County Health Department Office of Vital Statistics receives reports on the causes of death that occur within the county. Deaths are counted as influenza or pneumonia deaths if they are listed as the immediate or underlying cause on the death certificate.