

Influenza Activity Report

Influenza Activity in Medina County: December 3-9, 2017

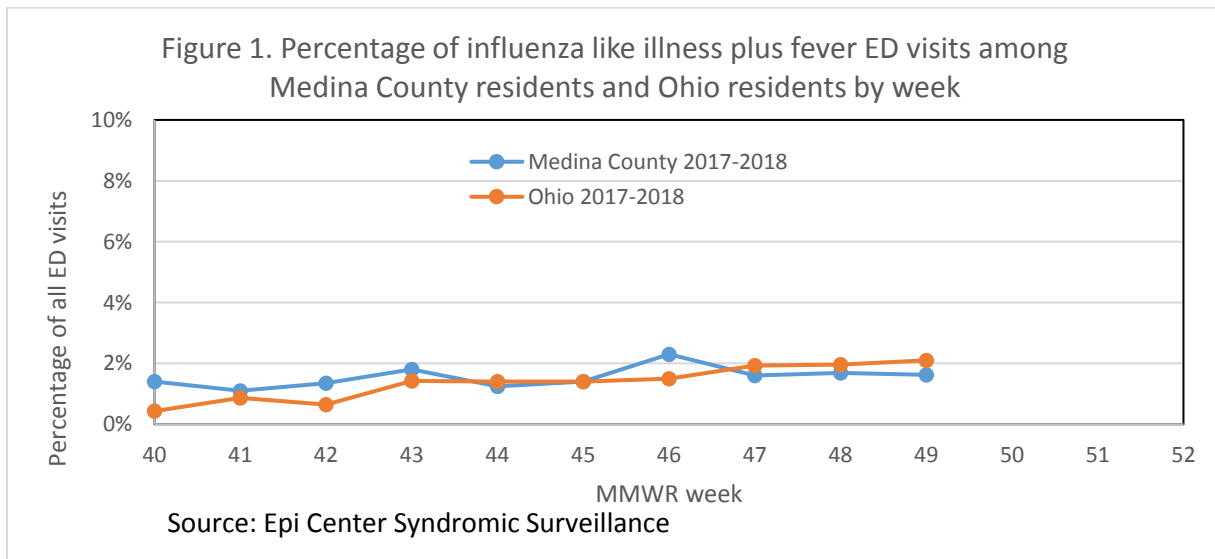
Summary:

Public health surveillance data indicates minimal influenza like illness (ILI) in Medina County. The percentage of emergency department (ED) visits with patients exhibiting fever and ILI specified ED visits are similar to statewide levels (Figure 1). The frequency of ILI ED visits is similar among males and females. The highest frequency of ILI ED visits are found among children less than 18 years of age (60%). The geographic distribution of ILI ED visits in Medina County is sporadic with the highest levels of patients with ILI symptoms found in the 44253 (Litchfield) and 44275 (Spencer) zip codes (Figure 2). There were 1 influenza-associated hospitalizations and 0 novel influenza infections reported to the Medina County Health Department during the week. The incidence of influenza associated hospitalizations is similar to the historical average (Figure 3).

Dashboard:

Indicator	Current Week	Previous Week	Trend (# of weeks)	Season to Date
Number of ILI ED visits ¹	23	25	↔ 2	227
Percentage of ILI ED visits ¹	1.6%	1.7%	↔ 2	-
Number of Influenza Hospitalizations ²	1	0	↑ 1	2
Number of Novel Influenza Infections ²	0	0	↔ 9	0
Number of Deaths Associated with Influenza and Pneumonia ³				4

Percentage of ILI ED Visits by Week:

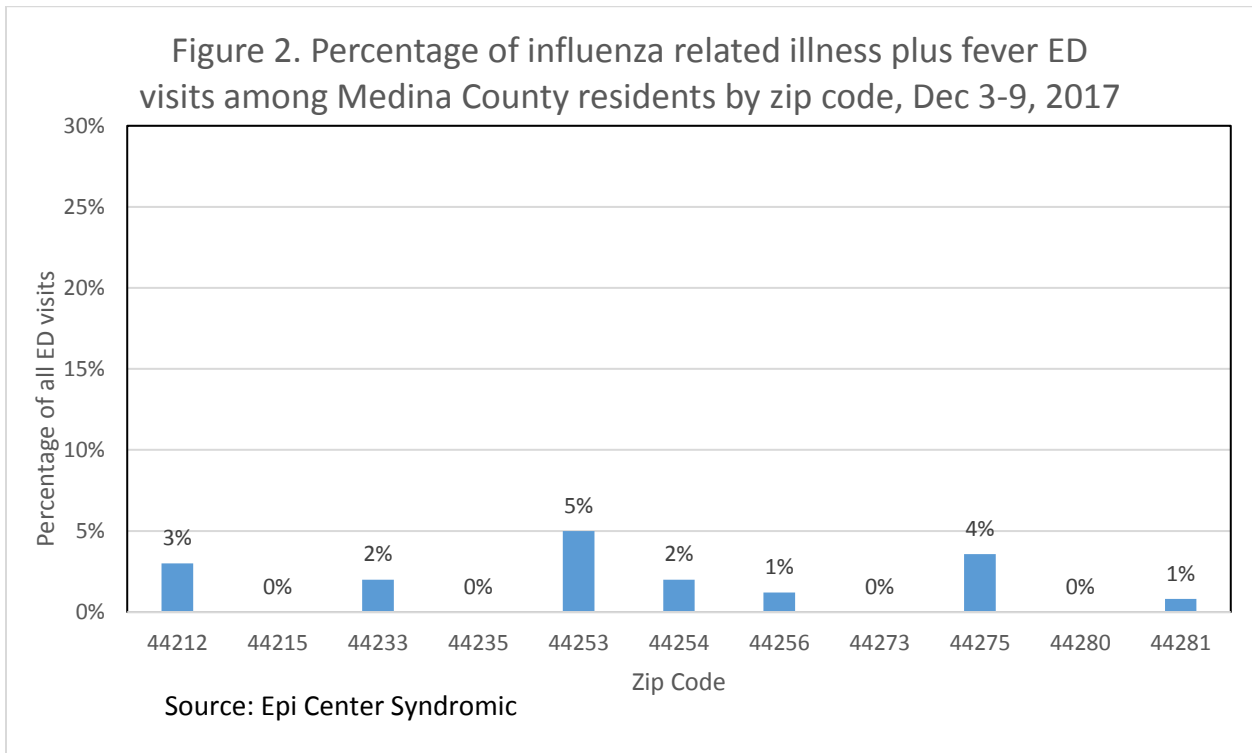


Influenza Activity Report

Demographic Distribution of Medina County ILI ED Visits: Season to Date

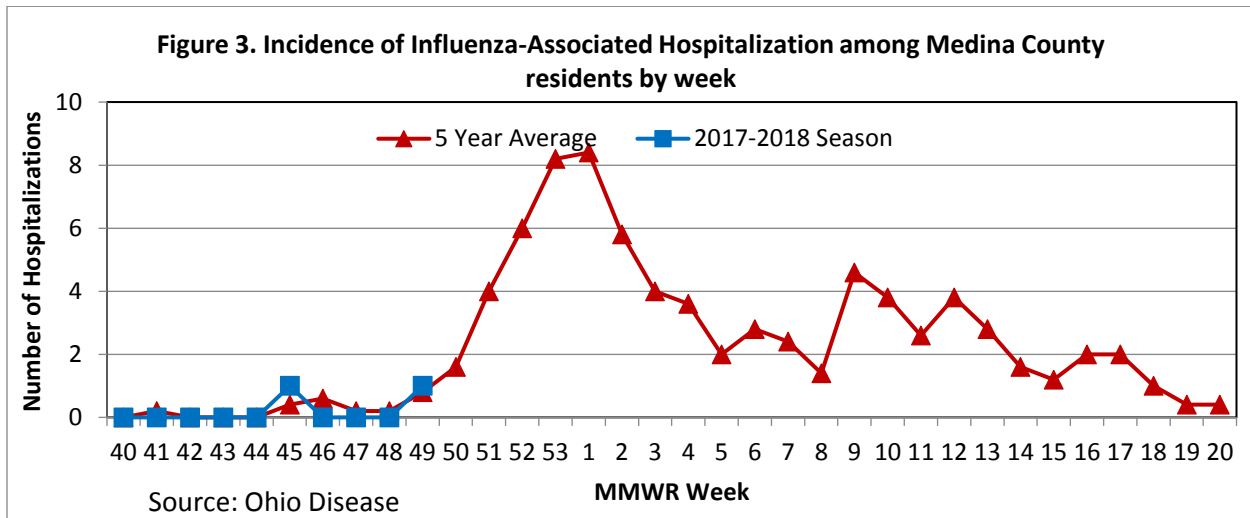
Sex	Number	Percent
Males	111	49%
Females	116	51%
Total	227	
Age	Number	Percent
0 to 17	136	60%
18 to 39	34	15%
40 to 64	29	13%
65 or older	28	12%
Total	227	

Geographic Distribution of Medina County ILI ED Visits:



Influenza Activity Report

Incidence of Influenza-Associated Hospitalizations among Medina County Residents:



State, Regional, and National Data:

Ohio Surveillance Data:

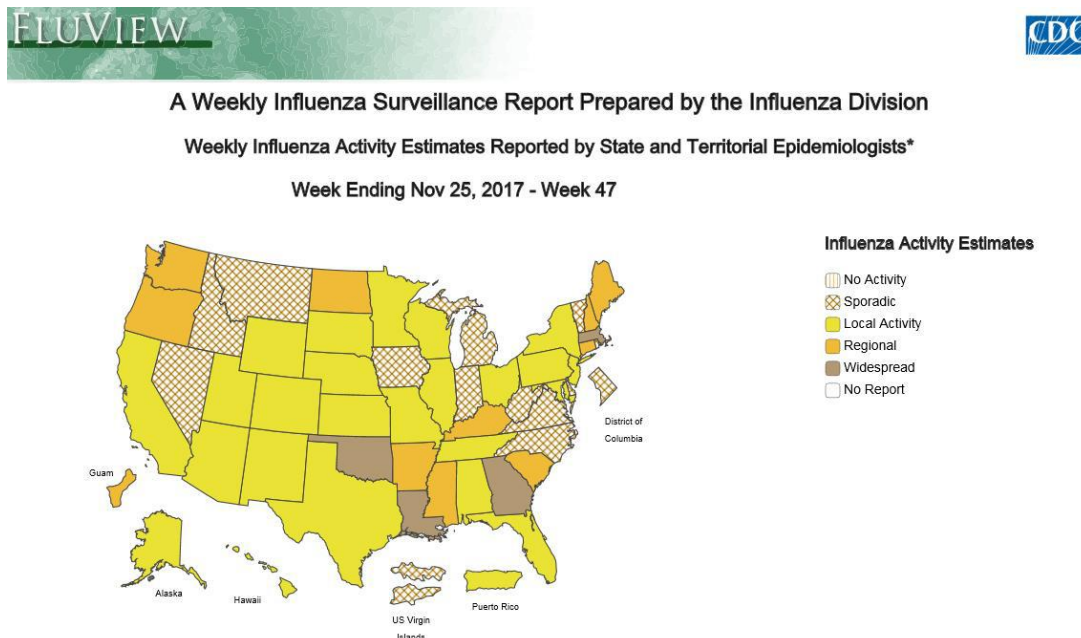
- **ODH lab** has reported **35** influenza tests from specimens sent from various submitters. 2017-2018 influenza season results: **(1) A/pdmH1N1; (22) A/H3N2; (1) Influenza B;** (through 12/2/2017).
- The **National Respiratory and Enteric Virus Surveillance System (NREVSS)** has reported **11380** influenza tests performed at participating facilities. 2017-2018 influenza season positive results: **(0) H1N1, (10) A/H3N2, (115) Flu A Not Subtyped, and (37) Flu B** (through 12/2/2017).
- **0 pediatric influenza-associated mortalities** have been reported during the 2017-2018 season (through 12/2/2017).
- No **novel influenza A virus infections** have been reported during the 2017-2018 season (through 12/2/2017).
- Incidence of confirmed **influenza-associated hospitalizations** in 2017-2018 season = **257** (through 12/2/2017).

HHS Regional Surveillance Data*: During week 47 (November 19 – November 25, 2017), the proportion of outpatient visits for ILI in Region 5 (Ohio is in Region 5) was 1.55%, which is below the regional baseline of 1.8%. West Virginia, Indiana, and Michigan reported Sporadic Activity; Ohio (Regional for Week 48) and Pennsylvania reported Local Activity; Kentucky reported Regional Activity.

Influenza Activity Report

National Surveillance Data*: During week 47 (November 19 – November 25, 2017), Most U.S. states reported Minimal influenza activity. The proportion of outpatient visits for ILI was 2.3%, which is **above** the national baseline of 2.2%. Four of 10 regions reported ILI at or above their region-specific baseline level. The most frequently identified influenza virus type reported by public health laboratories was **influenza A (H3N2)**.

*National-level and regional-level data are reported one week later than Ohio state-level data



*This map indicates geographic spread and does not measure the severity of influenza activity.

Data Sources:

1. **Emergency Department Visits (EpiCenter):** EpiCenter collects emergency department chief complaint data from hospitals and urgent care facilities across Medina County and classifies them into symptom and syndrome categories. Rates for chief complaints regarding fever + ILI and other symptoms commonly detected during the flu season are analyzed.
2. **Influenza-Associated Hospitalizations (ODRS):** Influenza-associated hospitalizations and novel influenza infections are reported by the Medina County Health Department and hospitals using the Ohio Disease Reporting System (ODRS). Hospitalizations can be used as an indicator of the severity of illness during a particular influenza season. This condition became reportable in January 2009.
3. **Office of Vital Statistics:** The Medina County Health Department Office of Vital Statistics receives reports on the causes of death that occur within the county. Deaths are counted as influenza or pneumonia deaths if they are listed as the immediate or underlying cause on the death certificate.