

Influenza Activity Report

Influenza Activity in Medina County: November 12-18, 2017

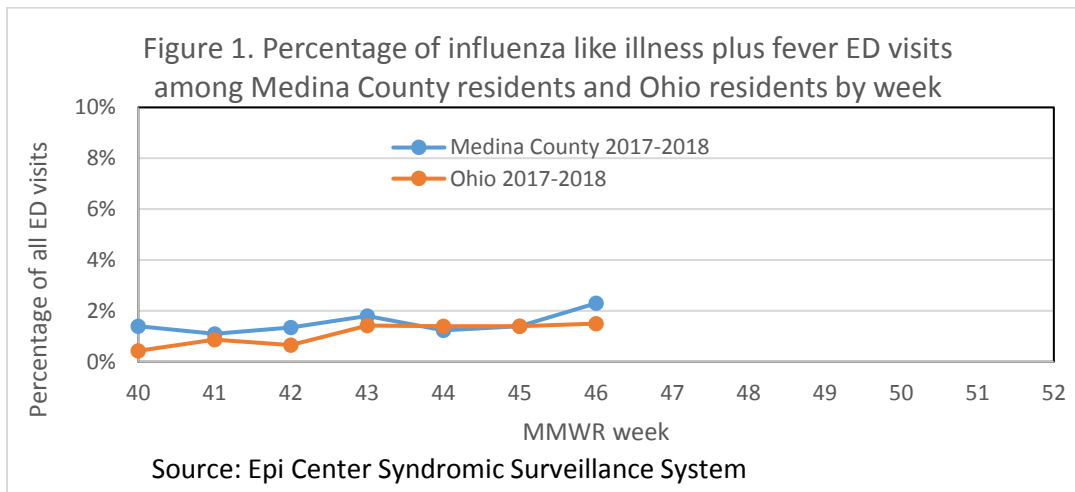
Summary:

Public health surveillance data indicates minimal influenza like illness (ILI) in Medina County. The percentage of emergency department (ED) visits with patients exhibiting fever and ILI specified ED visits are higher than the statewide levels (Figure 1). The frequency of ILI ED visits was more common among females (53%) and children less than 18 years of age (61%). The geographic distribution of ILI ED visits in Medina County is sporadic with the highest levels of patients with ILI symptoms found in the 44215 (Chippewa Lake) and 44235 (Homerville) zip codes (Figure 2). There were 0 influenza-associated hospitalizations and 0 novel influenza infections reported to the Medina County Health Department during the week. The incidence of influenza associated hospitalizations is similar to the historical average (Figure 3).

Dashboard:

Indicator	Current Week	Previous Week	Trend (# of weeks)	Season to Date
Number of ILI ED visits ¹	30	18	↑ 1	154
Percentage of ILI ED visits ¹	2.5%	1.4%	↔ 1	-
Number of Influenza Hospitalizations ²	0	1	↓ 1	1
Number of Novel Influenza Infections ²	0	0	↔ 6	0
Number of Deaths Associated with Influenza and Pneumonia ³				4

Percentage of ILI ED Visits by Week:

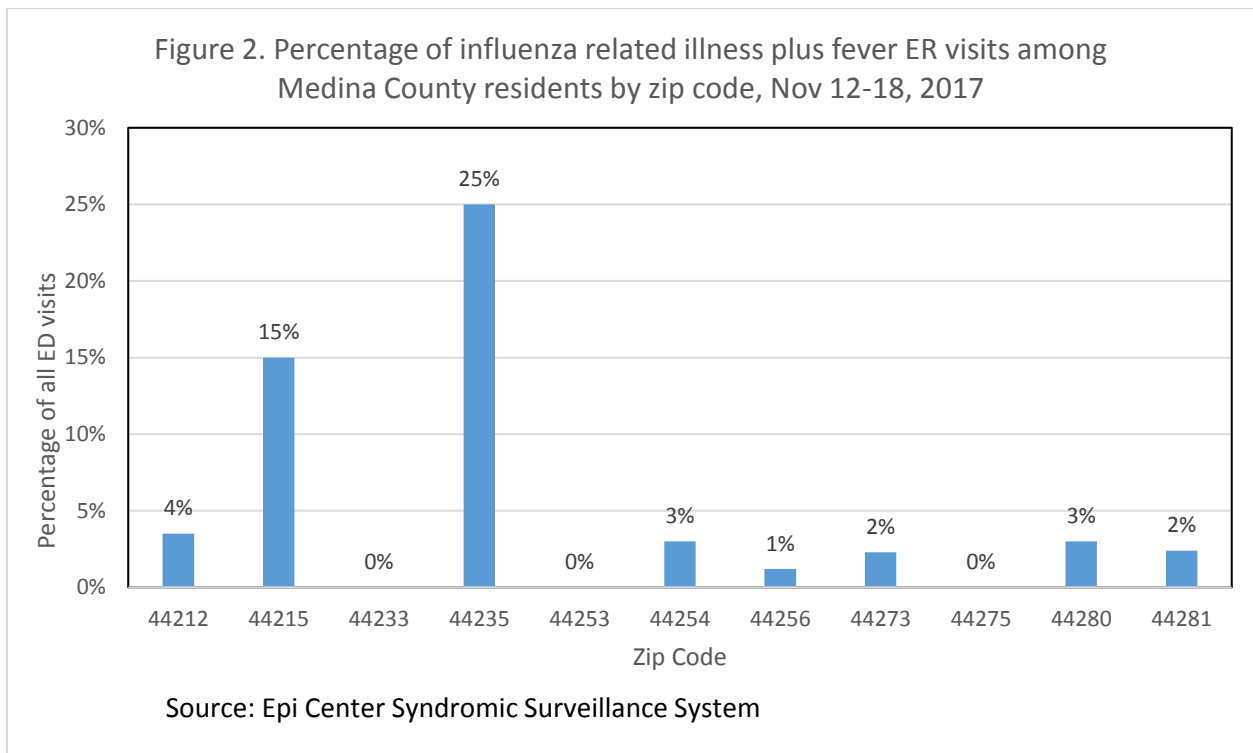


Influenza Activity Report

Demographic Distribution of Medina County ILI ED Visits: Season to Date

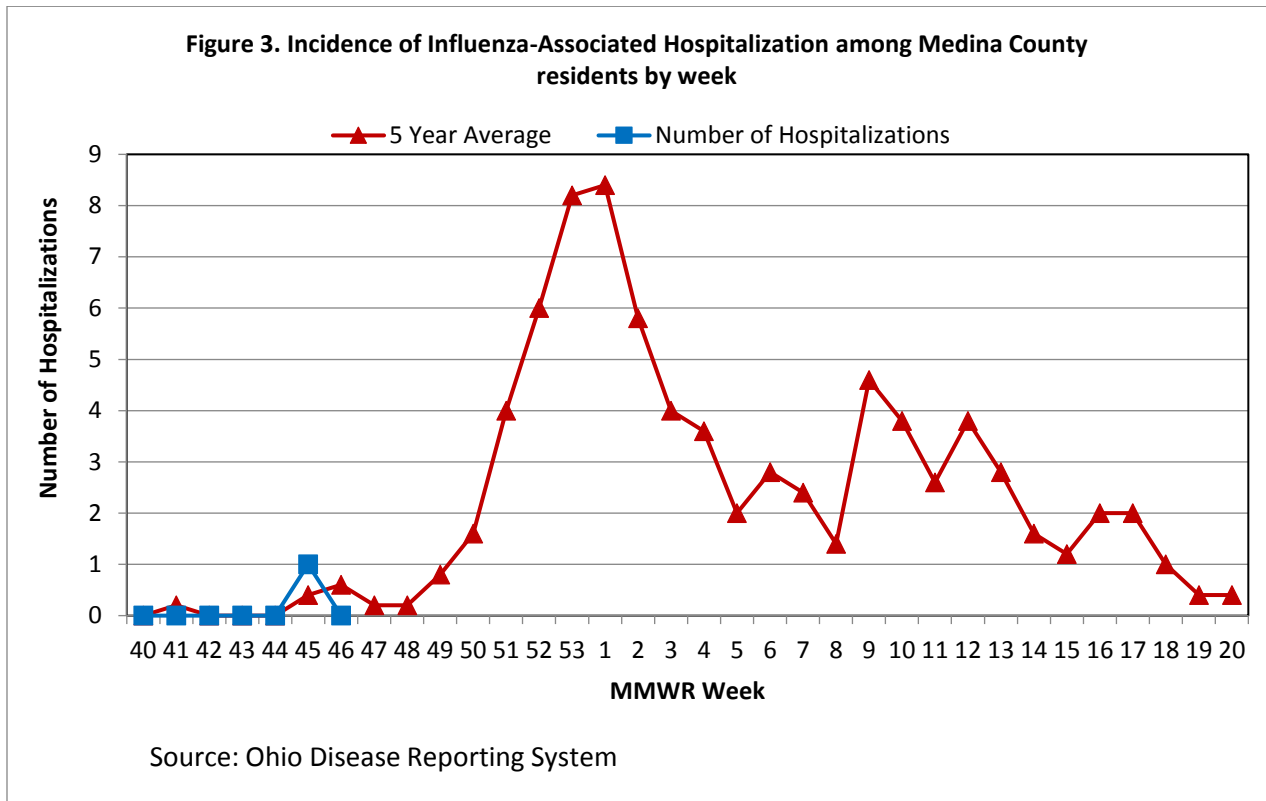
Sex	Number	Percent
Males	73	47%
Females	81	53%
Total	154	
Age	Number	Percent
0 to 17	94	61%
18 to 39	20	13%
40 to 64	18	12%
65 or older	22	14%
Total	154	

Geographic Distribution of Medina County ILI ED Visits:



Influenza Activity Report

Incidence of Influenza-Associated Hospitalizations among Medina County Residents:



State, Regional, and National Data:

Ohio Surveillance Data:

- **ODH lab** has reported **10** influenza tests from specimens sent from various submitters. 2017-2018 influenza season results: **(1) A/pdmH1N1; (5) A/H3N2; (0) Influenza B;** (through 11/16/2017).
- The **National Respiratory and Enteric Virus Surveillance System (NREVSS)** has reported **7097** influenza tests performed at participating facilities. 2017-2018 influenza season positive results: **(0) H1N1, (2) A/H3N2, (40) Flu A Not Subtyped, and (19) Flu B** (through 11/16/2017).
- **0 pediatric influenza-associated mortalities** have been reported during the 2017-2018 season (through 11/16/2017).
- **No novel influenza A virus infections** have been reported during the 2017-2018 season (through 11/16/2017).
- Incidence of confirmed **influenza-associated hospitalizations** in 2017-2018 season = **98** (through 11/16/2017).

Influenza Activity Report

National Surveillance Data*: During week 44 (October 29- November 4, 2017), Most U.S. states reported Minimal influenza activity. The proportion of outpatient visits for ILI was 1.8%, which is **below** the national baseline of 2.2%. All 10 HHS regions reported ILI levels below their region-specific baseline levels. The most frequently identified influenza virus type reported by public health laboratories was **influenza A (H3N2)**.

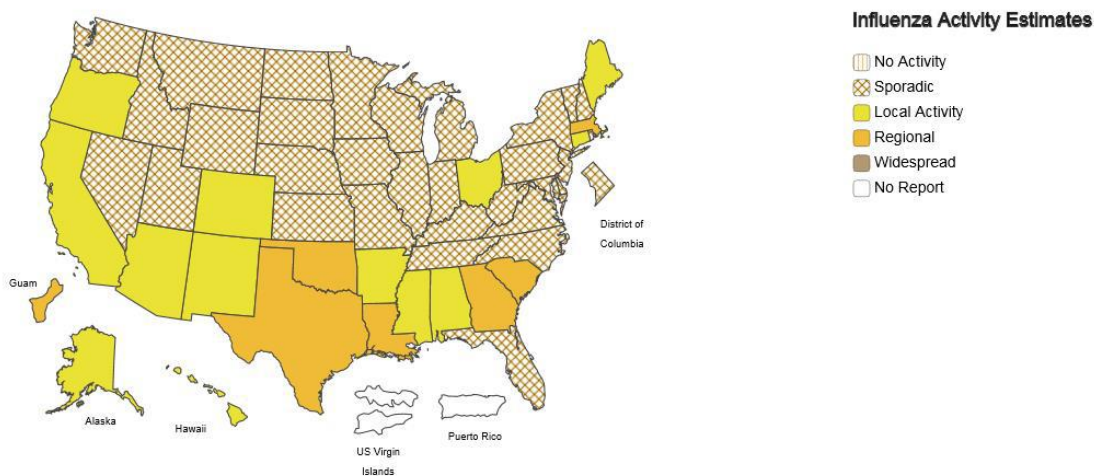
*National-level and regional-level data are reported one week later than Ohio state-level data



A Weekly Influenza Surveillance Report Prepared by the Influenza Division

Weekly Influenza Activity Estimates Reported by State and Territorial Epidemiologists*

Week Ending Nov 04, 2017 - Week 44



*This map indicates geographic spread and does not measure the severity of influenza activity.

Data Sources:

1. **Emergency Department Visits (EpiCenter):** EpiCenter collects emergency department chief complaint data from hospitals and urgent care facilities across Medina County and classifies them into symptom and syndrome categories. Rates for chief complaints regarding fever + ILI and other symptoms commonly detected during the flu season are analyzed.
2. **Influenza-Associated Hospitalizations (ODRS):** Influenza-associated hospitalizations and novel influenza infections are reported by the Medina County Health Department and hospitals using the Ohio Disease Reporting System (ODRS). Hospitalizations can be used as an indicator of the severity of illness during a particular influenza season. This condition became reportable in January 2009.

Influenza Activity Report

3. **Office of Vital Statistics:** The Medina County Health Department Office of Vital Statistics receives reports on the causes of death that occur within the county. Deaths are counted as influenza or pneumonia deaths if they are listed as the immediate or underlying cause on the death certificate.