

# Influenza Activity Report

## Influenza Activity in Medina County: November 5-11, 2017

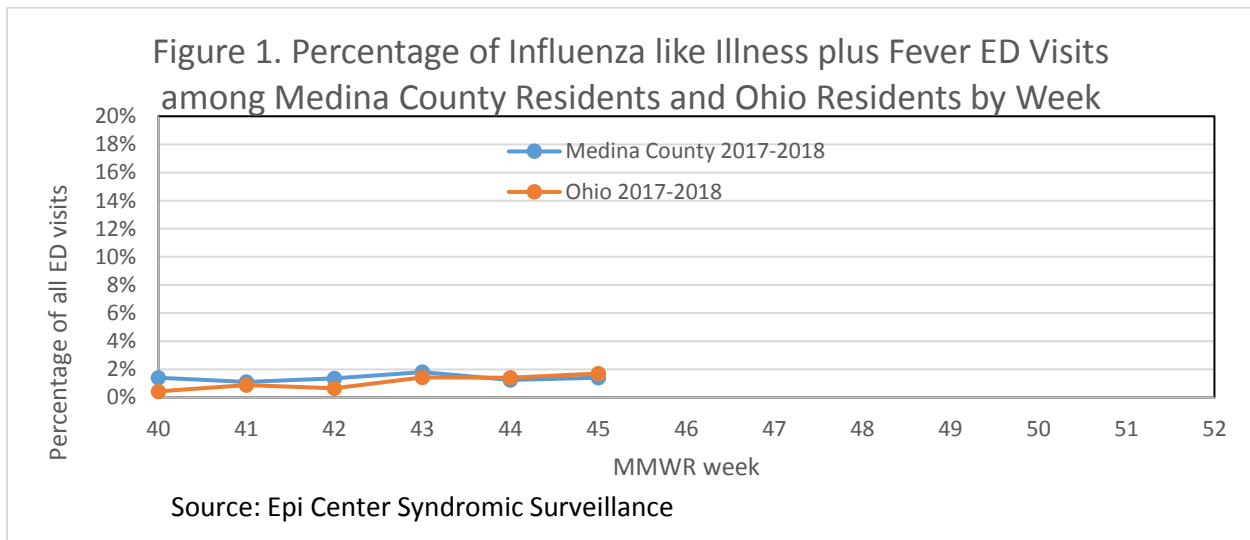
### Summary:

Public health surveillance data indicates minimal influenza like illness (ILI) in Medina County. The percentage of emergency department (ED) visits with patients exhibiting fever and ILI specified ED visits are similar to statewide levels (Figure 1). The frequency of ILI ED visits was more common among females (53%) and children less than 18 years of age (66%). The geographic distribution of ILI ED visits in Medina County is sporadic with the highest levels of patients with ILI symptoms found in the 44254 (Lodi) and 44280 (Valley City) zip codes (Figure 2). There were 0 influenza-associated hospitalizations and 0 novel influenza infections reported to the Medina County Health Department during the week. The incidence of influenza associated hospitalizations is similar to the historical average (Figure 3).

### Dashboard:

Indicator	Current Week	Previous Week	Trend (# of weeks)	Season to Date
Number of ILI ED visits <sup>1</sup>	18	17	↔ 1	124
Percentage of ILI ED visits <sup>1</sup>	1.4%	1.2%	↔ 1	-
Number of Influenza Hospitalizations <sup>2</sup>	0	0	↔ 5	0
Number of Novel Influenza Infections <sup>2</sup>	0	0	↔ 5	0
Number of Deaths Associated with Influenza and Pneumonia <sup>3</sup>				4

### Percentage of ILI ED Visits by Week:

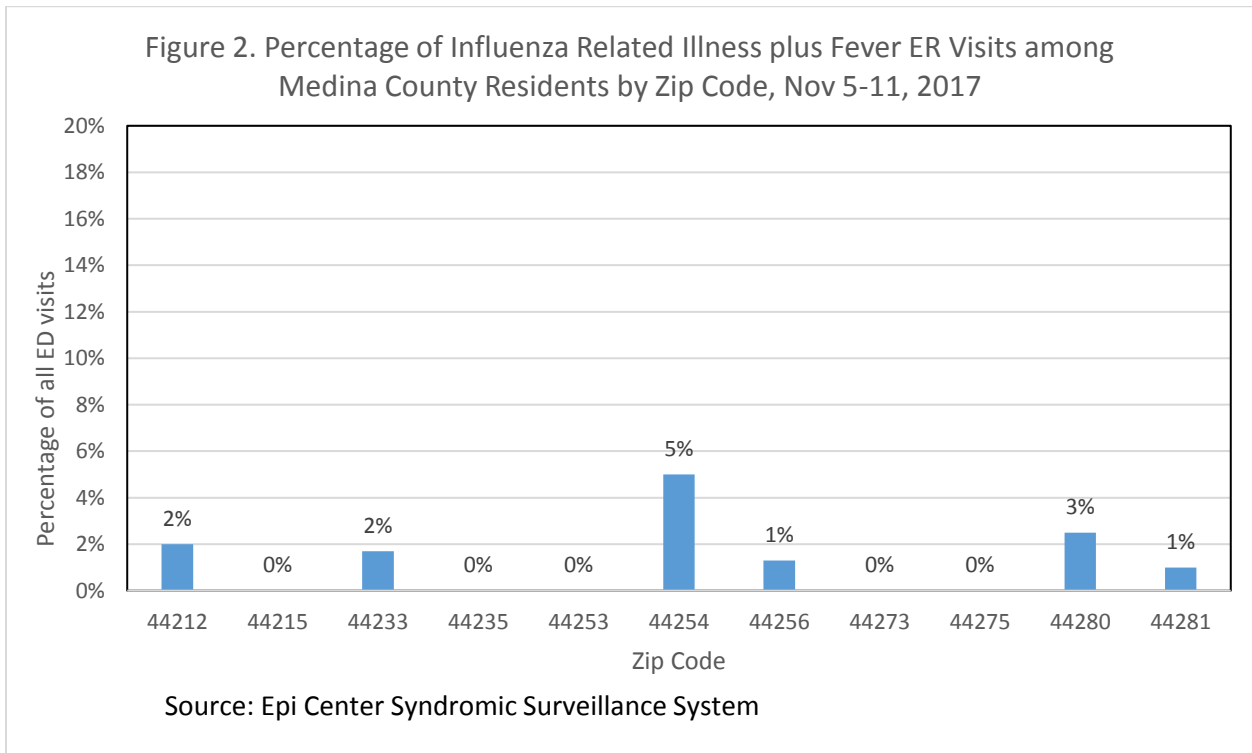


# Influenza Activity Report

## Demographic Distribution of Medina County ILI ED Visits: Season to Date

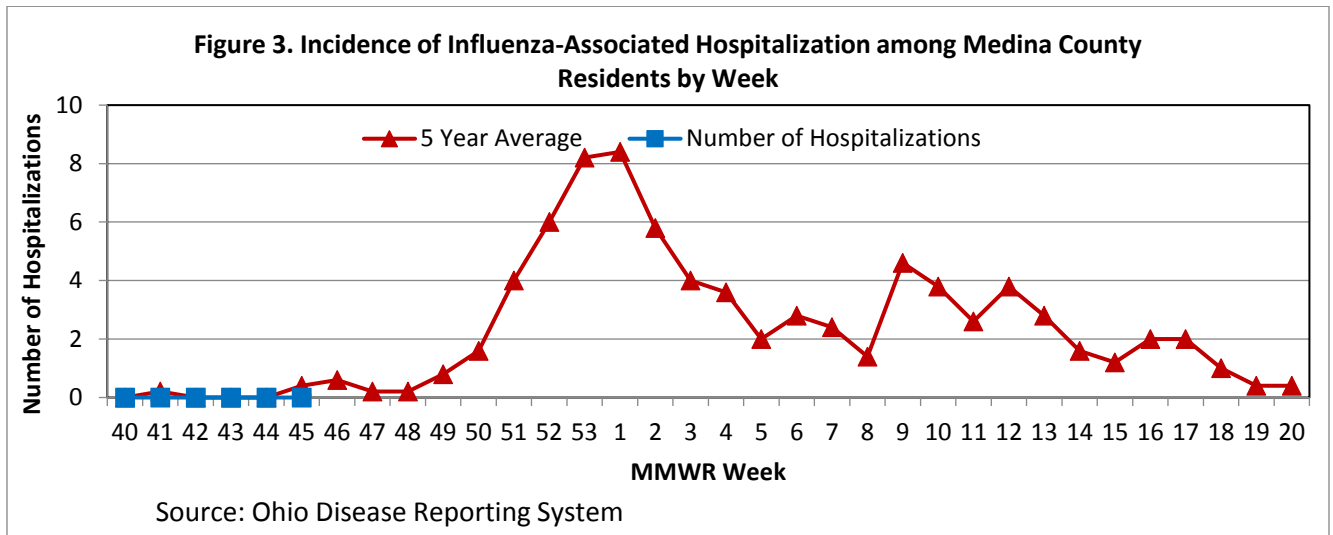
Sex	Number	Percent
Males	58	47%
Females	66	53%
<b>Total</b>	<b>124</b>	
Age	Number	Percent
0 to 17	82	66%
18 to 39	11	9%
40 to 64	13	10%
65 or older	18	15%
<b>Total</b>	<b>124</b>	

## Geographic Distribution of Medina County ILI ED Visits:



# Influenza Activity Report

## Incidence of Influenza-Associated Hospitalizations among Medina County Residents:



## State, Regional, and National Data:

### Ohio Surveillance Data:

- ODH lab has reported 8 influenza tests from specimens sent from various submitters. 2017-2018 influenza season results: (1) A/pdmH1N1; (4) A/H3N2; (0) Influenza B; (through 11/04/2017).
- The National Respiratory and Enteric Virus Surveillance System (NREVSS) has reported 5645 influenza tests performed at participating facilities. 2017-2018 influenza season positive results: (0) H1N1, (2) A/H3N2, (33) Flu A Not Subtyped, and (16) Flu B (through 11/04/2017).
- 0 pediatric influenza-associated mortalities have been reported during the 2017-2018 season (through 11/04/2017).
- No novel influenza A virus infections have been reported during the 2017-2018 season (through 11/04/2017).
- Incidence of confirmed influenza-associated hospitalizations in 2017-2018 season = 78 (through 11/04/2017).

**HHS Regional Surveillance Data\*:** During week 43 (October 22- October 28, 2017), the proportion of outpatient visits for ILI in Region 5 (Ohio is in Region 5) was 1.24%, which is below the regional baseline of 1.8%. West Virginia did not report; Pennsylvania, Indiana, and Michigan reported Sporadic Activity; Ohio and Kentucky reported Local Activity.

# Influenza Activity Report

**National Surveillance Data\*:** During week 43 (October 22- October 28, 2017), most U.S. states reported minimal influenza activity. The proportion of outpatient visits for ILI was 1.3%, which is below the national baseline of 2.2%. All 10 HHS regions reported ILI levels below their region-specific baseline levels. The most frequently identified influenza virus type reported by public health laboratories was influenza A (H3N2).

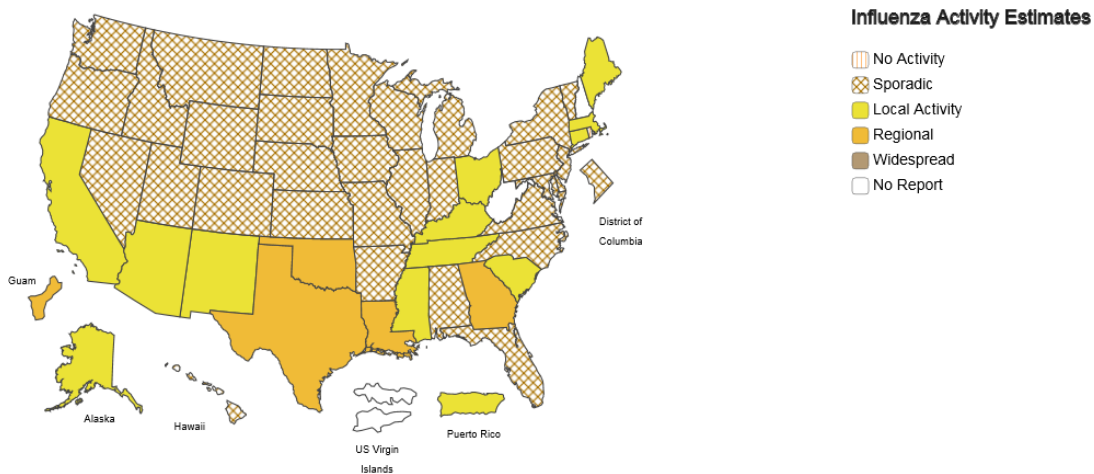
\*National-level and regional-level data are reported one week later than Ohio state-level data



A Weekly Influenza Surveillance Report Prepared by the Influenza Division

Weekly Influenza Activity Estimates Reported by State and Territorial Epidemiologists\*

Week Ending Oct 28, 2017 - Week 43



## Data Sources:

- Emergency Department Visits (EpiCenter):** EpiCenter collects emergency department chief complaint data from hospitals and urgent care facilities across Medina County and classifies them into symptom and syndrome categories. Rates for chief complaints regarding fever + ILI and other symptoms commonly detected during the flu season are analyzed.
- Influenza-Associated Hospitalizations (ODRS):** Influenza-associated hospitalizations and novel influenza infections are reported by the Medina County Health Department and hospitals using the Ohio Disease Reporting System (ODRS). Hospitalizations can be used as an indicator of the severity of illness during a particular influenza season. This condition became reportable in January 2009.
- Office of Vital Statistics:** The Medina County Health Department Office of Vital Statistics receives reports on the causes of death that occur within the county.