

Influenza Activity Report

Influenza Activity in Medina County: October 15-21, 2017

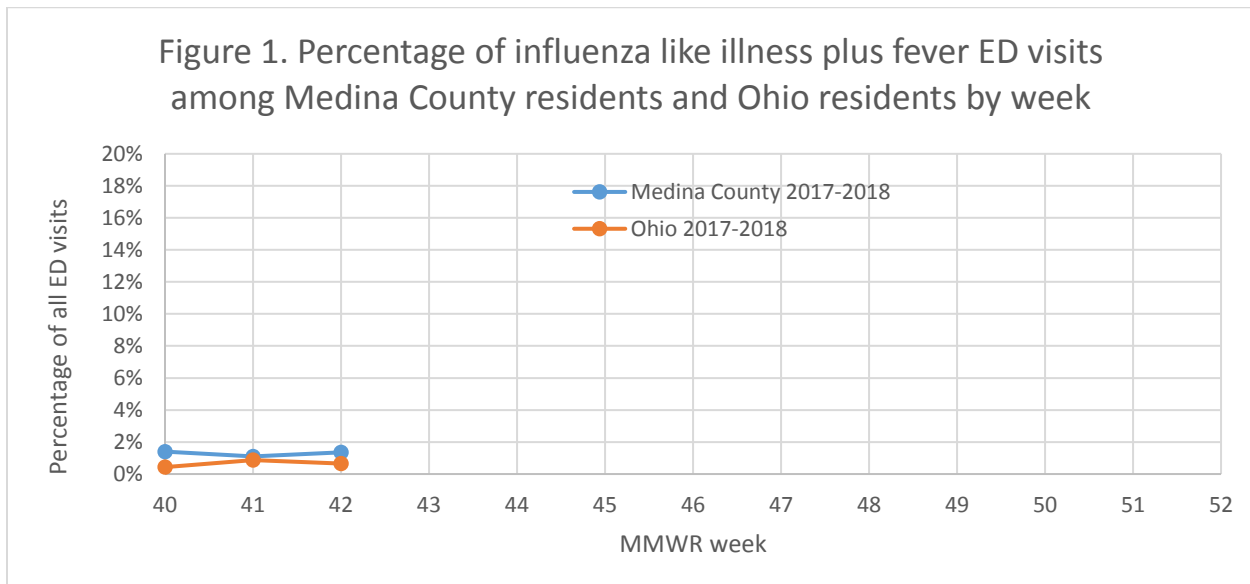
Summary:

Public health surveillance data indicate minimal influenza like illness (ILI) in Medina County. The percentage of emergency department (ED) visits with patients exhibiting fever and ILI specified ED visits are similar to statewide levels (See Figure 1). The frequency of ILI ED visits was more common among males (53%) and children less than 18 years of age (61%). The geographic distribution of ILI ED visits in Medina County is sporadic (Figure 2). There were 0 influenza-associated hospitalizations and 0 novel influenza infections reported to the Medina County Health Department during the week. The incidence of influenza associated hospitalizations is similar to the historical average (Figure 3).

Dashboard:

Indicator	Current Week	Previous Week	Trend (# of weeks)	Season to Date
Number of ILI ED visits ¹	19	19	↔ 2	57
Percentage of ILI ED visits ¹	1.4%	1.1%	↔ 2	-
Number of Influenza Hospitalizations ²	0	0	↔ 2	0
Number of Novel Influenza Infections ²	0	0	↔ 2	0
Number of deaths associated with influenza and pneumonia ³				-

Percentage of ILI ED Visits by Week:

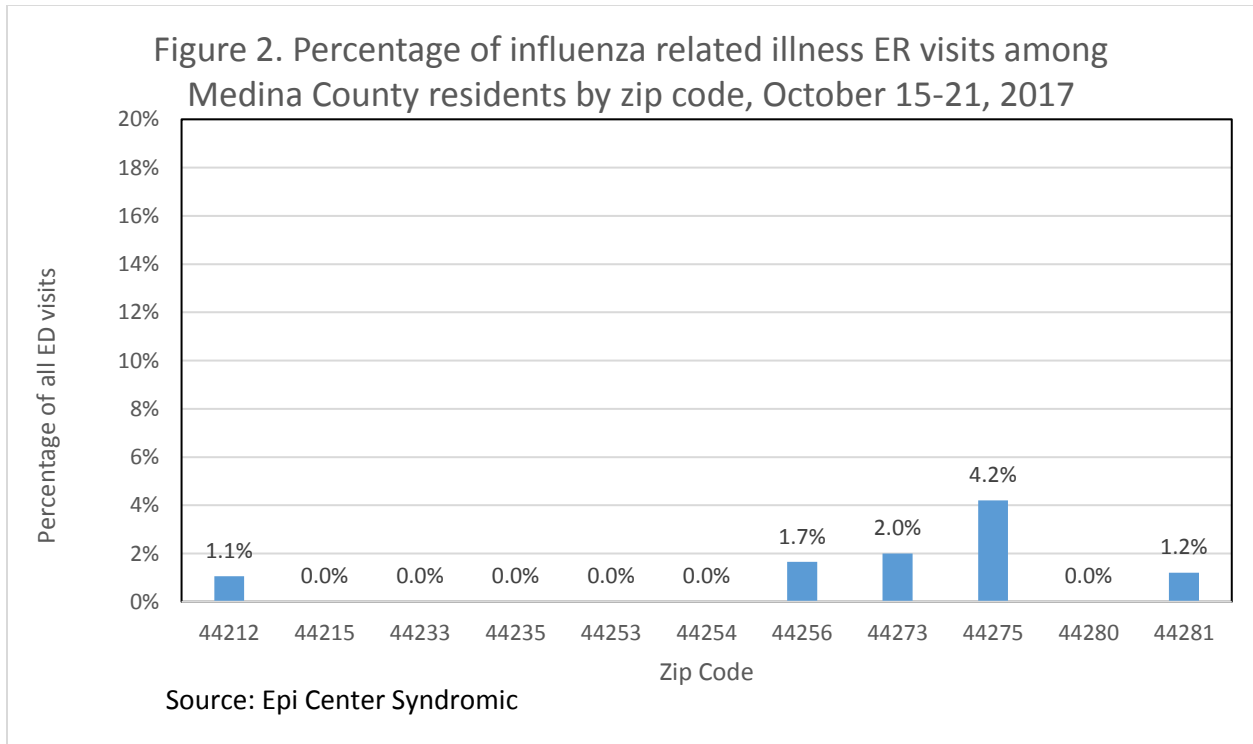


Influenza Activity Report

Demographic Distribution of Medina County ILI ED Visits: Year to date

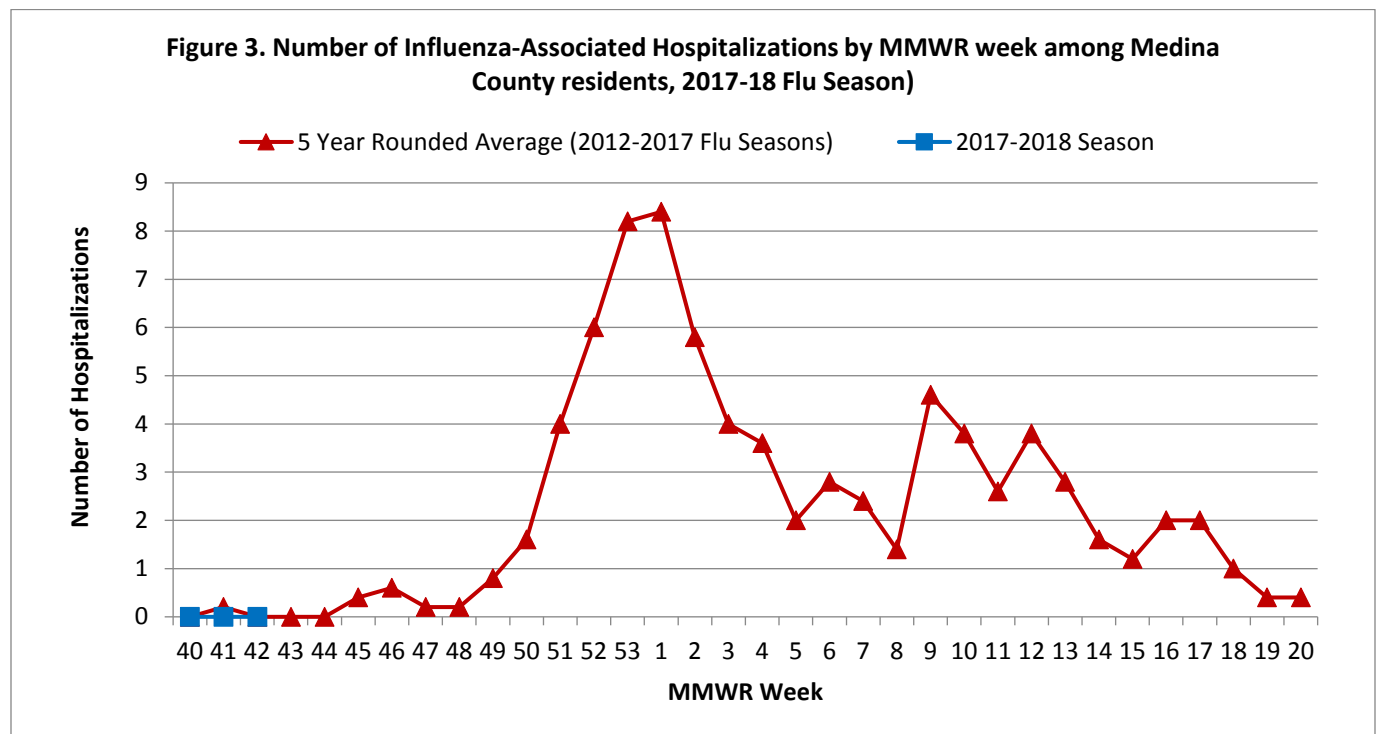
Sex	Number	Percent
Males	30	53%
Females	27	47%
Total	57	
Age	Number	Percent
0 to 17	35	61%
18 to 39	6	11%
40 to 64	8	14%
65 or older	8	14%
Total	57	

Geographic Distribution of Medina County ILI ED Visits:



Influenza Activity Report

Incidence of Influenza-Associated Hospitalizations among Medina County residents:



State, Regional, and National Data: Ohio Surveillance Data:

- **ODH lab** has reported **0** influenza tests from specimens sent from various submitters. 2017-2018 influenza season results: **(0) A/pdmH1N1; (0) A/H3N2; (0) Influenza B; (0) Negative** (through 10/14/2017).
- The **National Respiratory and Enteric Virus Surveillance System (NREVSS)** has reported **2080** influenza tests performed at participating facilities. 2017-2018 influenza season positive results: **(0) H1N1, (1) A/H3N2, (12) Flu A Not Subtyped, and (10) Flu B** (through 10/14/2017).
- No **Pediatric influenza-associated mortalities** have been reported during the 2017-2018 season (through 10/14/2017).
- No **novel influenza A virus infections** have been reported during the 2017-2018 season (through 10/14/2017).
- Incidence of confirmed **influenza-associated hospitalizations** in 2017-2018 season = **23** (through 10/14/2017).

HHS Regional Surveillance Data*: During week 40 (October 1- October 7, 2017), the proportion of outpatient visits for ILI in Region 5 (Ohio is in Region 5) was 1.2%, which is below the regional baseline of 1.9%. West Virginia reported No Activity; Ohio, Pennsylvania, Indiana, Michigan and Kentucky reported Sporadic Activity.

Influenza Activity Report

National Surveillance Data*: During week 40 (October 1- October 7, 2017), all U.S. states reported Minimal influenza activity. The proportion of outpatient visits for ILI was 1.4%, which is **below** the national baseline of 2.2%. All 10 HHS regions reported ILI levels below their region-specific baseline levels. The most frequently identified influenza virus type reported by public health laboratories was **influenza A (H3N2)**.

*National-level and regional-level data are reported one week later than Ohio state-level data

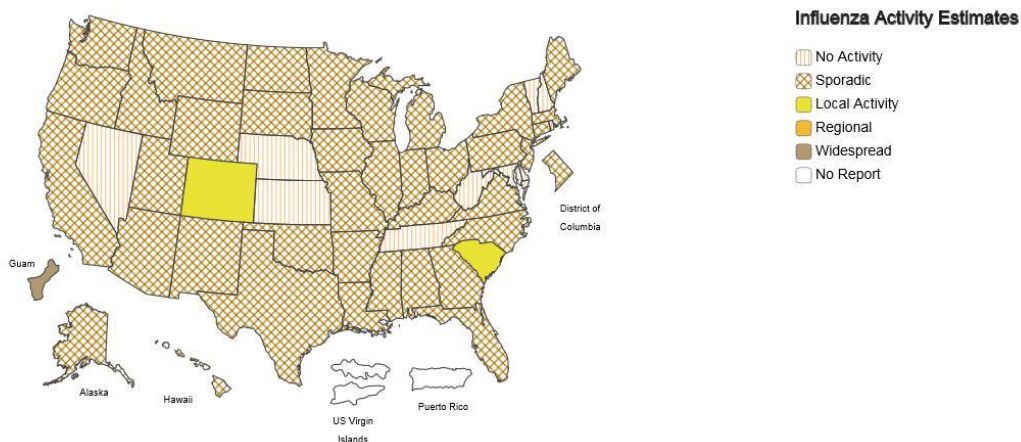
FLUVIEW



A Weekly Influenza Surveillance Report Prepared by the Influenza Division

Weekly Influenza Activity Estimates Reported by State and Territorial Epidemiologists*

Week Ending Oct 07, 2017 - Week 40



*This map indicates geographic spread and does not measure the severity of influenza activity.

Data Sources:

- Emergency Department Visits (EpiCenter):** EpiCenter collects emergency department chief complaint data from hospitals and urgent care facilities across Medina County and classifies them into symptom and syndrome categories. Rates for chief complaints regarding fever + ILI and other symptoms commonly detected during the flu season are analyzed.
- Influenza-Associated Hospitalizations (ODRS):** Influenza-associated hospitalizations and novel influenza infections are reported by the Medina County Health Department and hospitals using the Ohio Disease Reporting System (ODRS). Hospitalizations can be used as an indicator of the severity of illness during a particular influenza season. This condition became reportable in January 2009.
- Office of Vital Statistics:** The Medina County Health Department Office of Vital Statistics receives reports on the causes of death that occur within the county.