

FINANCIAL REPORT

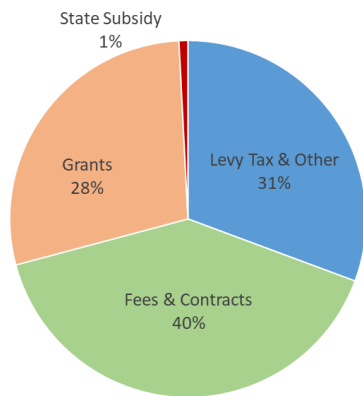
Revenue

Levy Tax & Other Client	\$ 3,263,448
Fees & Contracts State	\$ 4,279,662
Grants	\$ 3,016,746
State Subsidy	\$ 86,148
Total	\$ 10,646,005

Expenses

Salaries	\$ 4,587,485
Benefits	\$ 1,867,987
Supplies	\$ 343,220
Remittances to State	\$ 242,627
Property/Liability Insurance	\$ 26,094
Advertising & Printing	\$ 50,178
Travel & Training	\$ 49,535
Contract Services	\$ 1,807,683
Postage	\$ 30,937
Other Expenses	\$ 81,925
Utilities	\$ 33,062
Equipment	\$ 248,332
Total	\$ 9,369,066

Sources of Revenue



*Totals do not represent transfers/advances between funds

BIRTH & DEATH STATISTICS

Births

Total Resident Births	1,588
Resident Births in the County	42
Resident Births Outside the County	1,546

Births and Deaths are Preliminary and Subject to Change.

Statistics provided by the Ohio Department of Health and the Medina County Health Department staff epidemiologists. Data is presented by county of residence not place of death.

Leading Causes of Death in Medina County

1. Heart Disease
2. Cancer
3. COVID-19
4. Dementia
5. Unintentional Injuries

How are we doing? We want your feedback!

<https://medinahealth.org/about/feedback/>

Connect with us:



The Medina County Health Department services are partially funded by your local health levy. We are an equal opportunity provider and employer.

The Health Center is supported by the Health Resources and Services Administration (HRSA) of the U.S. Department of Health and Human Services (HHS) as part of an award totaling \$650,000 with a portion financed with non-governmental sources. The contents are those of the author(s) and do not necessarily represent the official views of, nor an endorsement, by HRSA, HHS, or the U.S. Government.

Hours of Operation:

Monday - Friday
8:00 am - 4:30 pm

Health Center Hours:

Monday, Wednesday & Thursday
8:00 am - 4:30 pm

Tuesday
8:00 am - 7:00 pm

Friday
8:00 am - 2:00 pm

All departments can be reached by dialing 330-723-9688 and selecting the appropriate option number listed.

Health Center
Option 1

Community Health
Option 2

Environmental Health
Option 3

Women, Infants, and Children (WIC)
Option 4

Car Seat Safety Check Appointments
Option 5

Administrative Services
Option 6

Health Commissioner
Krista Wasowski, LSW, MPH

Board Members

Todd Supeck
President
Township Representative

Pat Berry
City of Wadsworth Representative

Thomas Jenkins
City of Medina Representative

Thomas Lehner, MD, FAFPH
Board of Health Physician

Morgan Jones, PharmD
City of Brunswick Representative

Jeffrey Esterburg, DDS
Township Representative

Robert Romeyn
Licensing Council Representative



Navigating the COVID-19 Pandemic

2020

WELCOME



I am very pleased to present the 2020 Medina County Health Department Annual Report. The focus this year is around the coronavirus pandemic and the Health

Department's response in managing the crisis. This report provides a snapshot of the timeline of events, from fear of the unknown invader up to the first days of vaccine distribution and to brighter days ahead.

The events of this year were certainly unprecedented. I don't think anyone could have anticipated all that would unfold. Speaking on behalf of my team at the Health Department, we thank everyone in Medina County for adjusting their lives, supporting small businesses, and helping others in need as we've navigated through the year together.

In addition to our efforts working through the pandemic, normal Health Department functions continued. It was important for us to serve the community through our regular services and also address the new challenges that arose this year. Modifications were made by both our staff and the public in collaboration to make this happen.

The use of technology allowed us to maintain involvement with community partners through online meetings. WIC and our Environmental Division adapted their services by offering car-side support and conducted appointments over the phone. The Health Center installed protective barriers to safely continue to see patients. Our team continued to work with the Ohio Department of Health on grant management to provide important programming and support for the community. And so much more.

It is a privilege to be your Health Commissioner but also to be a resident of this great county. I feel fortunate to live and work amongst friends who are committed to supporting and lifting one another up during times of crisis.

As always, I welcome your feedback and encourage you to learn more about all your local health department is doing for you at medinahealth.org.

Krista R. Wasowski
Krista R. Wasowski, LSW, MPH
 Health Commissioner

STEMMING THE SPREAD

Our mission is to prevent disease, assure a healthful environment, prolong life, and promote well-being for the citizens of Medina County. While the pandemic offered many challenges, our commitment to serving our citizens remained the same.

Q1: January, February, & March

One of our main goals is to be available where and when people need us. 2020 began with the grand opening of a second Health Center location in Wadsworth, Ohio. The Medina County Health Department Health Center, Wadsworth location is on the second floor of the Summa-Rittman Medical Center. It was thoughtfully identified as a location that would make our services more accessible to citizens of Medina County.

Public health was alerted to the threat of coronavirus. MCHD worked closely with the Ohio Department of Health to begin planning and preparing for the virus' inevitable arrival in the county. In late February, we activated a coronavirus response team. Medina County's first reported case was March 15, 2020. Working closely with EMA, elected officials, community and faith-based leaders, school administration, and local business owners, MCHD provided guidance based on the Ohio Department of Health emergency directives, including a state-wide Stay at Home Order.

Q2: April, May, & June

MCHD began to experience community-wide spread of coronavirus and reported cases began to increase. Contact tracing became a priority as we conducted epidemiological surveillance of the disease. A comprehensive data dashboard was added to the website to keep the public alert and informed as well as sector specific resource pages for businesses, schools, and organizations.

The Health Center began testing for coronavirus, utilizing a convenient and safe drive-through format. MCHD responded to calls and emails offering guidance, strategic counsel, and reassurance to help citizens implement safety protocols into their daily lives.

Q3: July, August, & September

Mitigation efforts helped to stem the spread of disease early in the summer. As people moved throughout the community, rate of infection increased and by the end of summer, Medina County was designated high-incidence by the CDC guidelines and moved to category 3 in the Ohio Public Health Advisory System. The Ohio Department of Health issued a mandatory facial covering order to help slow rising numbers. Disease surveillance continued at MCHD with staff working seven days a week.

Q4: October, November, & December

The colder months brought with it a spike in illness but also the excitement of the vaccine. MCHD administered the first dose of vaccine to Emergency Medical Services responders and direct-patient care medical providers. This was completed during the holiday week within one day of receiving the vaccine.

COVID-19 BY THE NUMBERS

Confirmed and Probable COVID-19 Totals (Medina County, 2020)

*Total Number of Confirmed and Probable Cases (all sources)	9,442
Total Number of Confirmed Cases	7,822
Total Number of Probable Cases	1,620
Total Number of Hospitalizations	504
Total Number of Deaths	188
Average Age (all sources)	44.8
Age Range (all sources)	<1 - 102

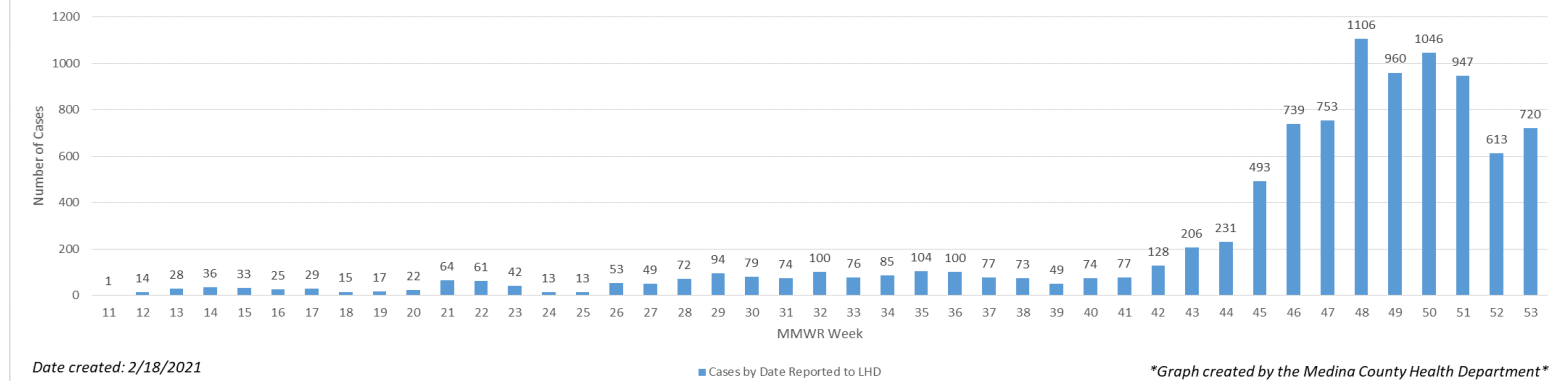
Data is preliminary and subject to change

Confirmed Case: A COVID-19 case that meets confirmatory laboratory evidence (PCR positive test)

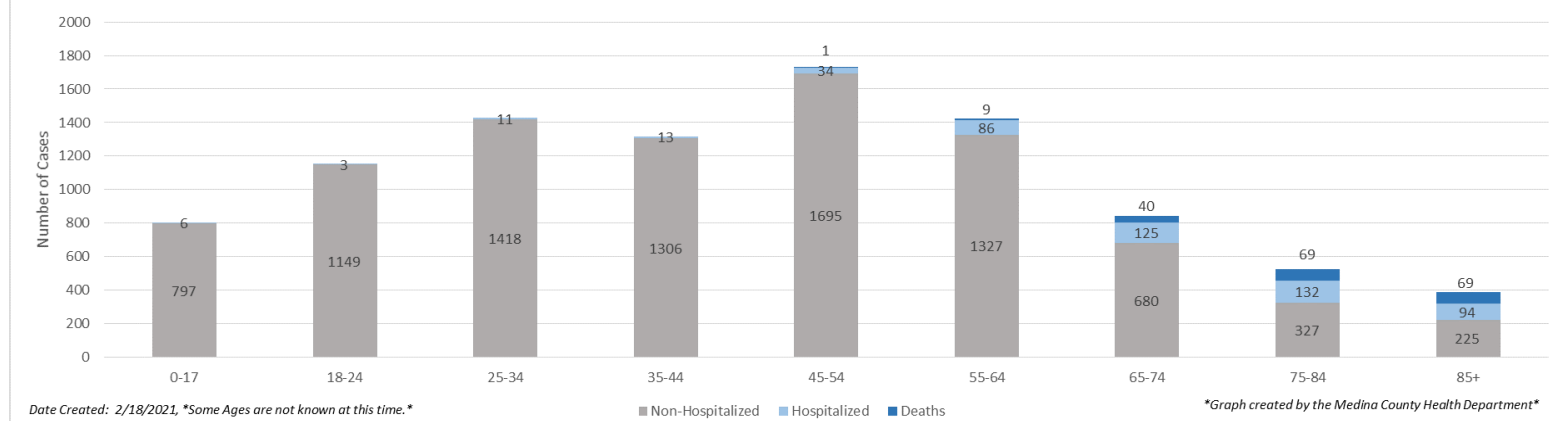
Probable Case: A COVID-19 case that had exposure to a known confirmed case of COVID-19 and develops symptoms of COVID-19 and/or a positive antigen lab test.

www.medinahealth.org

Confirmed and Probable COVID-19 Cases by MMWR Week (Medina County, 2020)



Confirmed and Probable COVID-19 Cases by Age Groups, Hospitalization Status, and Deaths (Medina County, 2020)



Resources to Help Slow the Spread



RESPONSE DATA

Our commitment to being a reliable resource of information and education was reinforced out of necessity to keep citizens safe during the pandemic. We regularly utilized multiple communication channels such as the MCHD website, social media channels, and local media partners to make information widely available.

- 20 new website pages built
- 157,234 total website users
- 3,759 new Facebook followers
- 378 new Twitter followers
- 46 Health Commissioner Community Letters
- 100+ local media placements

Medina County Health Department Communicable Disease Report 2020

DISEASES	January	February	March	April	May	June	July	August	September	October	November	December	2020 Totals	Percentage of 2020 Cases
	Actual	Actual	Actual	Actual	Actual	Actual	Actual	Actual	Actual	Actual	Actual	Actual	Actual	Actual
Campylobacteriosis	0	3	4	0	3	0	2	6	3	2	3	2	28	3.8%
Chikungunya	0	0	0	0	0	0	0	0	0	0	0	0	0	0.0%
Chlamydia	35	26	22	20	23	34	30	38	25	28	20	30	331	44.9%
CP-CRE	1	0	1	0	1	0	0	0	0	0	0	0	3	0.4%
Creutzfeldt-Jakob Disease (CJD)	0	0	0	0	0	0	0	0	0	0	0	0	0	0.0%
Cryptosporidiosis	0	0	0	1	0	0	0	0	0	0	0	0	1	0.1%
Cyclosporiasis	0	0	0	0	1	0	0	0	0	0	0	0	1	0.1%
E. Coli	0	0	0	0	0	1	0	1	2	0	0	1	5	0.7%
Ehrlichia Chaffeensis	0	0	0	0	0	0	0	0	0	0	0	0	0	0.0%
Giardia	1	1	0	0	0	2	0	0	0	0	0	0	4	0.5%
Gonorrhea	7	7	5	4	7	2	5	11	16	8	8	9	89	12.1%
Haemophilus Influenzae	0	0	0	0	0	0	0	0	0	0	0	0	0	0.0%
Hepatitis A	0	0	0	2	0	1	0	1	0	0	0	0	4	0.5%
Hepatitis B (Acute)	0	0	0	0	0	0	0	0	0	0	0	0	0	0.0%
Hepatitis B (Chronic)	0	0	2	0	0	0	0	0	0	3	1	2	8	1.1%
Hepatitis C (Acute)	0	0	0	0	0	0	0	1	0	0	0	0	1	0.1%
Hepatitis C (Chronic)	5	5	5	5	5	11	10	11	8	15	12	8	100	13.6%
Hepatitis C (Perinatal)	0	0	0	0	0	0	1	0	0	0	0	1	1	0.1%
Hepatitis E	0	0	0	0	0	0	0	0	0	0	0	0	0	0.0%
Influenza-associated hospitalizations	28	52	20	1	0	0	0	0	0	1	0	0	102	13.8%
LaCrosse Virus	0	0	0	0	0	0	0	0	0	0	0	0	0	0.0%
Legionnaire's Disease	1	0	0	0	1	0	1	2	0	0	1	0	6	0.8%
Listeria	0	0	0	0	0	0	0	0	0	0	0	0	0	0.0%
Lyme Disease	0	0	0	0	1	1	0	0	0	0	0	0	2	0.3%
Meningitis (Bacterial)	0	0	0	0	0	0	0	0	0	1	0	0	1	0.1%
Meningitis (Viral)	2	0	0	0	0	0	0	0	0	0	0	0	2	0.3%
MIS-C	0	0	0	0	0	0	0	0	1	0	0	0	1	0.1%
Mumps	0	0	0	0	0	0	0	0	0	0	0	0	0	0.0%
Pertussis	2	0	1	0	0	0	0	0	0	0	0	0	3	0.4%
Q Fever (Chronic)	0	0	0	0	1	0	0	0	0	0	0	0	1	0.1%
Salmonella	0	0	1	1	5	1	3	2	3	4	3	1	24	3.3%
Shigella	0	0	0	0	0	0	0	0	0	0	0	0	0	0.0%
Spotted Fever Rickettsiosis	0	0	0	0	0	0	0	0	0	0	0	0	0	0.0%
Streptococcal Disease (Group A)	0	0	2	1	0	1	0	1	0	0	0	0	5	0.7%
Streptococcus pneumoniae	2	0	1	0	0	0	0	0	0	1	0	0	4	0.5%
Streptococcal Toxic Shock Syndrome	0	0	0	0	0	0	0	0	0	0	0	0	0	0.0%
Syphilis	1	0	2	0	0	1	1	0	0	1	0	0	6	0.8%
Tuberculosis	2	0	0	0	0	0	0	0	0	0	0	0	2	0.3%
Varicella	0	0	0	0	0	0	0	0	0	0	0	0	0	0.0%
Vibriosis	0	0	0	0	0	1	0	0	0	0	0	0	1	0.1%
West Nile Virus (WNV)	0	0	0	0	0	0	0	0	0	0	0	0	0	0.0%
Yersiniosis	0	0	0	1	0	0	0	0	0	0	1	0	2	0.3%
Zika	0	0	0	0	0	0	0	0	0	0	0	0	0	0.0%
Total (as of February 17, 2021)	87	94	66	36	48	56	53	74	58	64	49	53	738	100.0%

Medina County Health Department Communicable Disease Report 2020 with COVID

DISEASES	January	February	March	April	May	June	July	August	September	October	November	December	2020 Totals	Percentage of 2020 Cases
	Actual	Actual	Actual	Actual	Actual	Actual	Actual	Actual	Actual	Actual	Actual	Actual	Actual	Actual
Campylobacteriosis	0	3	4	0	3	0	2	6	3	2	3	2	28	0.3%
Chikungunya	0	0	0	0	0	0	0	0	0	0	0	0	0	0.0%
Chlamydia	35	26	22	20	23	34	30	38	25	28	20	30	331	3.3%
COVID-19	0	0	59	119	180	131	337	404	306	675	3345	3877	9433	92.7%
CP-CRE	1	0	1	0	1	0	0	0	0	0	0	0	3	0.0%
Creutzfeldt-Jakob Disease (CJD)	0	0	0	0	0	0	0	0	0	0	0	0	0	0.0%
Cryptosporidiosis	0	0	0	1	0	0	0	0	0	0	0	0	1	0.0%
Cyclosporiasis	0	0	0	0	1	0	0	0	0	0	0	0	1	0.0%
E. Coli	0	0	0	0	0	1	0	1	2	0	0	1	5	0.0%
Ehrlichia Chaffeensis	0	0	0	0	0	0	0	0	0	0	0	0	0	0.0%
Giardia	1	1	0	0	0	2	0	0	0	0	0	0	4	0.0%
Gonorrhea	7	7	5	4	7	2	5	11	16	8	8	9	89	0.9%
Haemophilus Influenzae	0	0	0	0	0	0	0	0	0	0	0	0	0	0.0%
Hepatitis A	0	0	0	2	0	1	0	1	0	0	0	0	4	0.0%
Hepatitis B (Acute)	0	0	0	0	0	0	0	0	0	0	0	0	0	0.0%
Hepatitis B (Chronic)	0	0	2	0	0	0	0	0	0	3	1	2	8	0.1%
Hepatitis C (Acute)	0	0	0	0	0	0	0	1	0	0	0	0	1	0.0%
Hepatitis C (Chronic)	5	5	5	5	5	11	10	11	8	15	12	8	100	1.0%
Hepatitis C (Perinatal)	0	0	0	0	0	0	1	0	0	0	0	0	1	0.0%
Hepatitis E	0	0	0	0	0	0	0	0	0	0	0	0	0	0.0%
Influenza-associated hospitalizations	28	52	20	1	0	0	0	0	0	1	0	0	102	1.0%
LaCrosse Virus	0	0	0	0	0	0	0	0	0	0	0	0	0	0.0%
Legionnaire's Disease	1	0	0	0	1	0	1	2	0	0	1	0	6	0.1%
Listeria	0	0	0	0	0	0	0	0	0	0	0	0	0	0.0%
Lyme Disease	0	0	0	0	1	1	0	0	0	0	0	0	2	0.0%
Meningitis (Bacterial)	0	0	0	0	0	0	0	0	0	1	0	0	1	0.0%
Meningitis (Viral)	2	0	0	0	0	0	0	0	0	0	0	0	2	0.0%
MIS-C	0	0	0	0	0	0	0	0	1	0	0	0	1	0.0%
Mumps	0	0	0	0	0	0	0	0	0	0	0	0	0	0.0%
Pertussis	2	0	1	0	0	0	0	0	0	0	0	0	3	0.0%
Q Fever (Chronic)	0	0	0	0	1	0	0	0	0	0	0	0	1	0.0%
Salmonella	0	0	1	1	5	1	3	2	3	4	3	1	24	0.2%
Shigella	0	0	0	0	0	0	0	0	0	0	0	0	0	0.0%
Spotted Fever Rickettsiosis	0	0	0	0	0	0	0	0	0	0	0	0	0	0.0%
Streptococcal Disease (Group A)	0	0	2	1	0	1	0	1	0	0	0	0	5	0.0%
Streptococcus pneumoniae	2	0	1	0	0	0	0	0	0	1	0	0	4	0.0%
Streptococcal Toxic Shock Syndrome	0	0	0	0	0	0	0	0	0	0	0	0	0	0.0%
Syphilis	1	0	2	0	0	1	1	0	0	1	0	0	6	0.1%
Tuberculosis	2	0	0	0	0	0	0	0	0	0	0	0	2	0.0%
Varicella	0	0	0	0	0	0	0	0	0	0	0	0	0	0.0%
Vibriosis	0	0	0	0	0	1	0	0	0	0	0	0	1	0.0%
West Nile Virus (WNV)	0	0	0	0	0	0	0	0	0	0	0	0	0	0.0%
Yersiniosis	0	0	0	1	0	0	0	0	0	0	1	0	2	0.0%
Zika	0	0	0	0	0	0	0	0	0	0	0	0	0	0.0%
Total (as of February 17, 2021)	87	94	125	155	228	187	390	478	364	739	3394	3930	10171	100.0%