



Weekly Influenza Activity Report

MMWR Week 8 (2/19/23-2/25/23)

Date Completed: 3/5/2023

Summary:

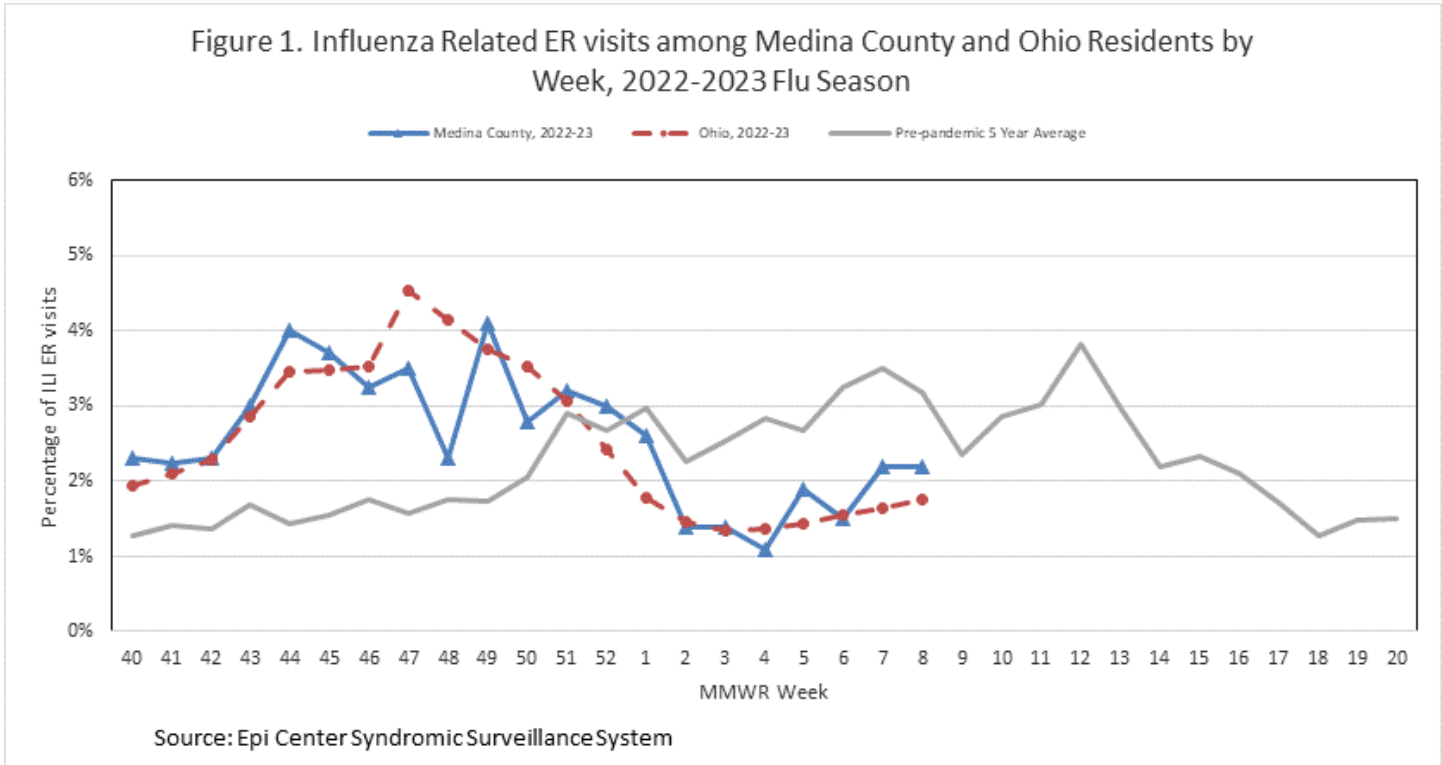
Public health surveillance data indicates levels of influenza like illness (ILI) is above the statewide average for emergency room (ER) visits (Figure 1). ILI ER visits are found in one-third of the county’s zip codes with the highest levels found in the Lodi (44254) zip code (Figure 2). The highest frequency of ILI ER visits are among those less than 25 years of age (Figure 4). There were 0 influenza-associated hospitalizations reported which is well below the pre-pandemic historical average (Figure 3). During the season, most of the influenza associated hospitalizations have occurred among those 65 years of age or older (Figure 4). There were 0 novel influenza infections reported during the week. The number of over the counter (OTC) adult medication sales while children’s medication sales decreased slightly (Figures 5 and 6).

Dashboard:

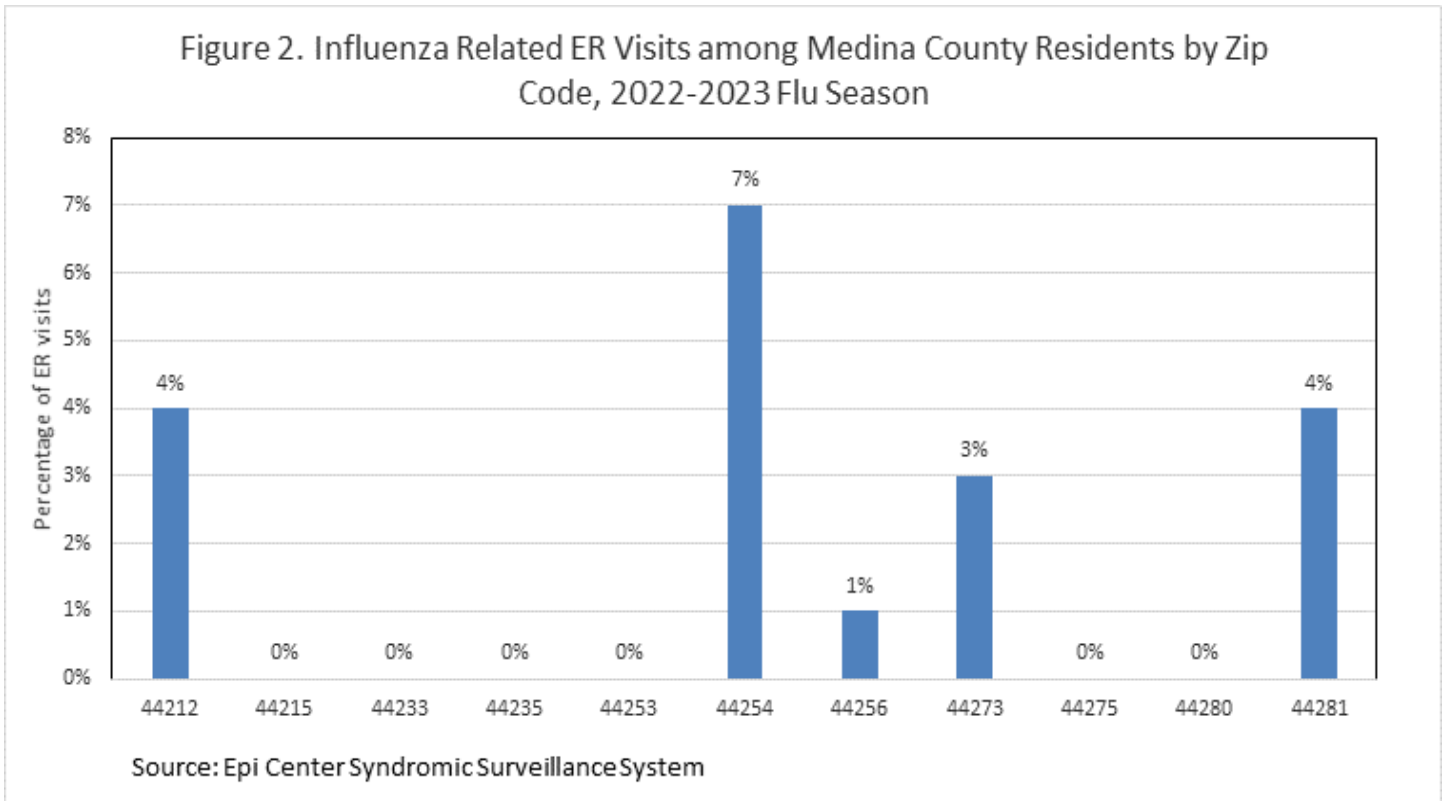
Indicator	Current Week	Previous Week	Trend (# of weeks)	Season to Date
Number of ILI ER visits ¹	27	22	↑ 2	683
Percentage of ILI ER visits ¹	2.2%	2.2%	↔ 1	-
Number of Influenza Hospitalizations ²	0	0	↔ 1	107
Number of Novel Influenza Infections ²	0	0	↔ 19	0
Number of Over-the-Counter ³ Medication Sales (Adult)*	1,871	1,549	↑ 1	43,940
Number of Over-the-Counter ³ Medication Sales (Children)*	156	157	↓ 2	3,456
Number of Influenza Deaths	0	0	↔ 5	5
Number of Pneumonia Deaths	0	1	↓ 1	11

Over-the-counter (OTC) medication sales do not reflect all OTC medication sales within the county. Please see Figures 5 and 6 for specific medications that are being tracked and monitored. All numbers are preliminary and subject to change.

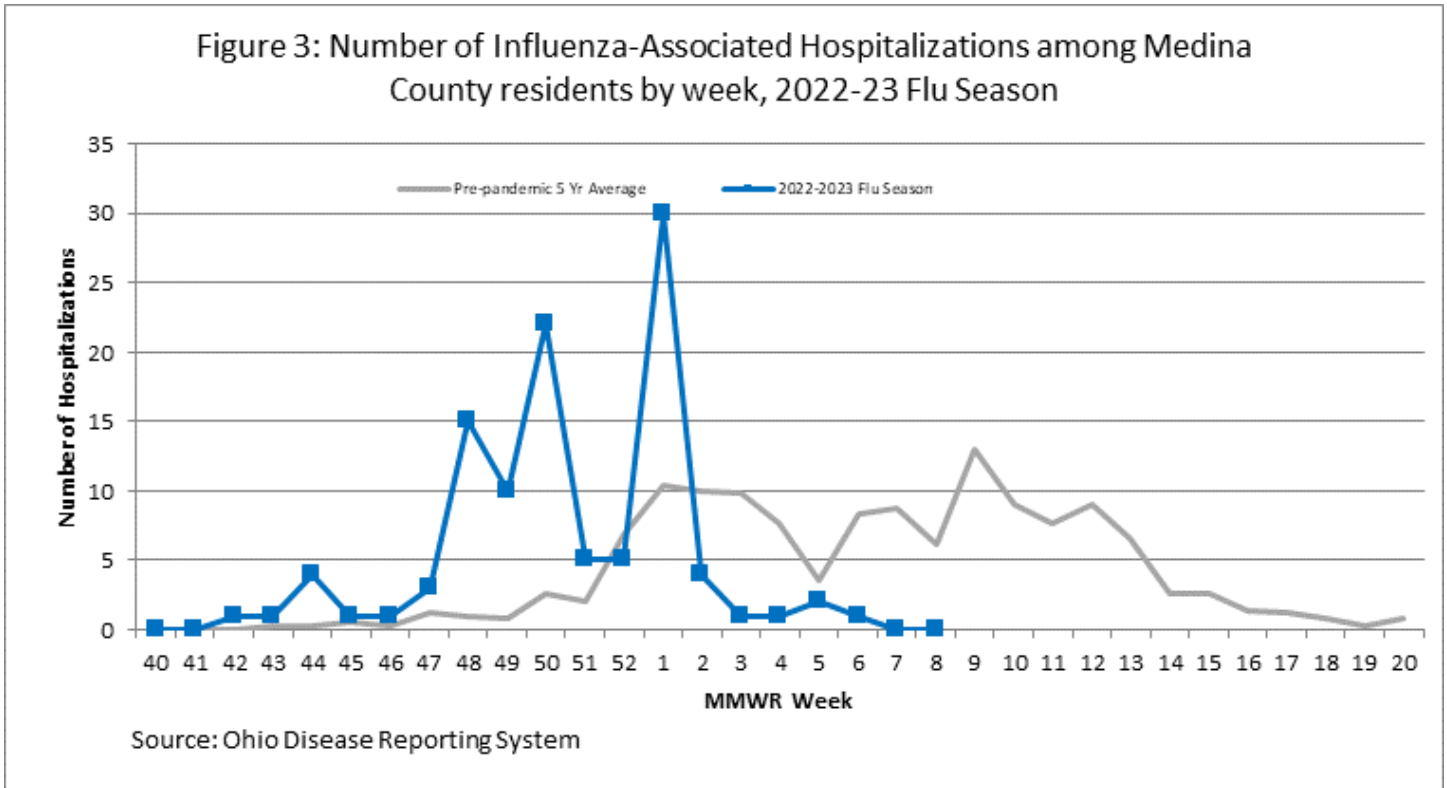
Percentage of ILI ER Visits by Week:



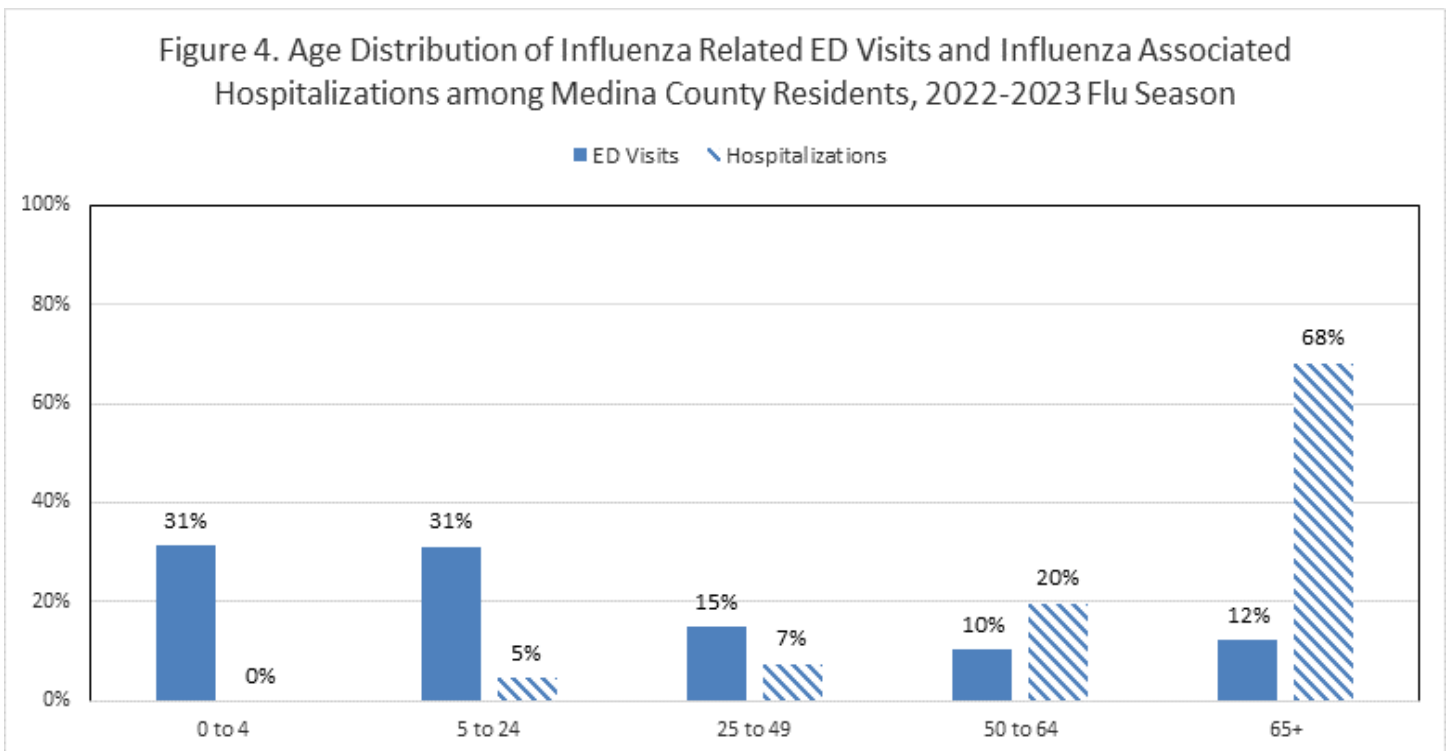
Geographic Distribution of Medina County ILI ER Visits:



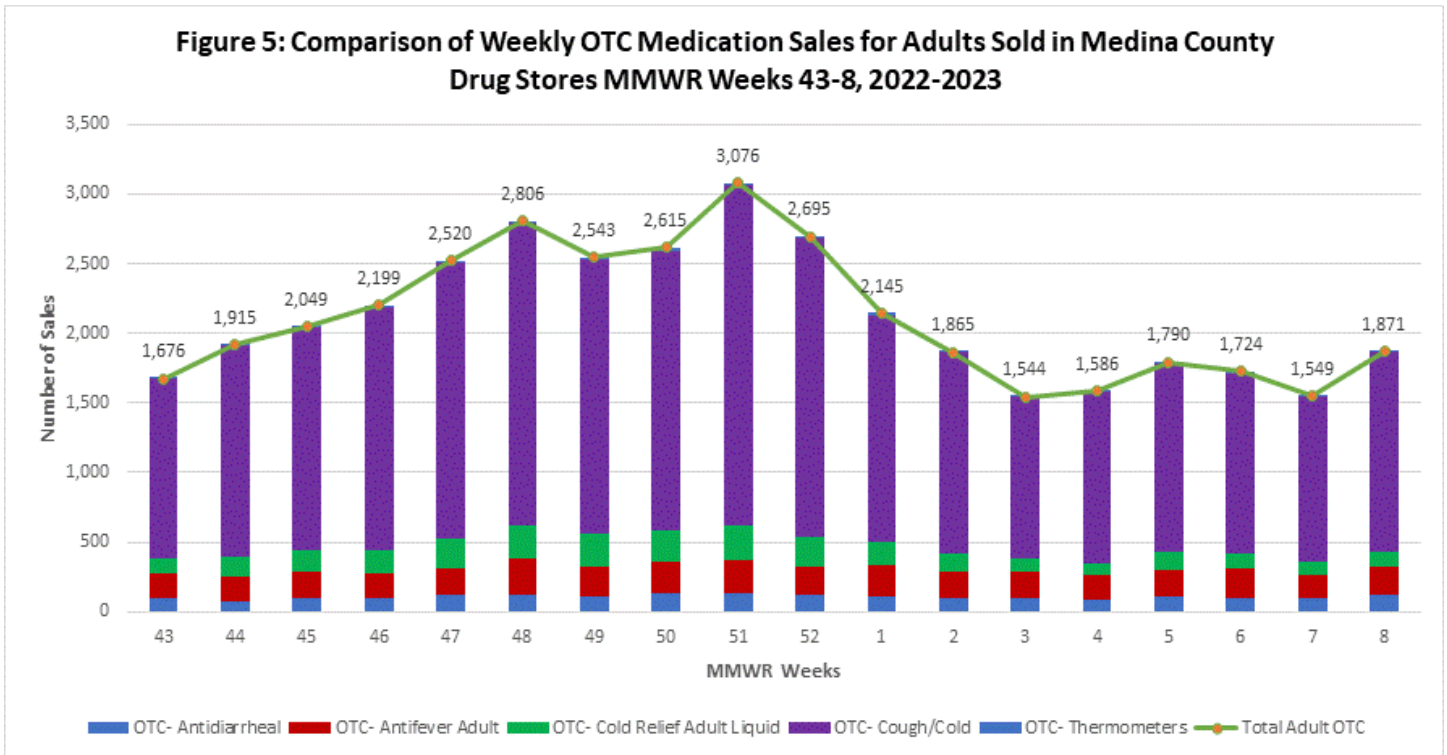
Incidence of Influenza-Associated Hospitalizations among Medina County Residents:



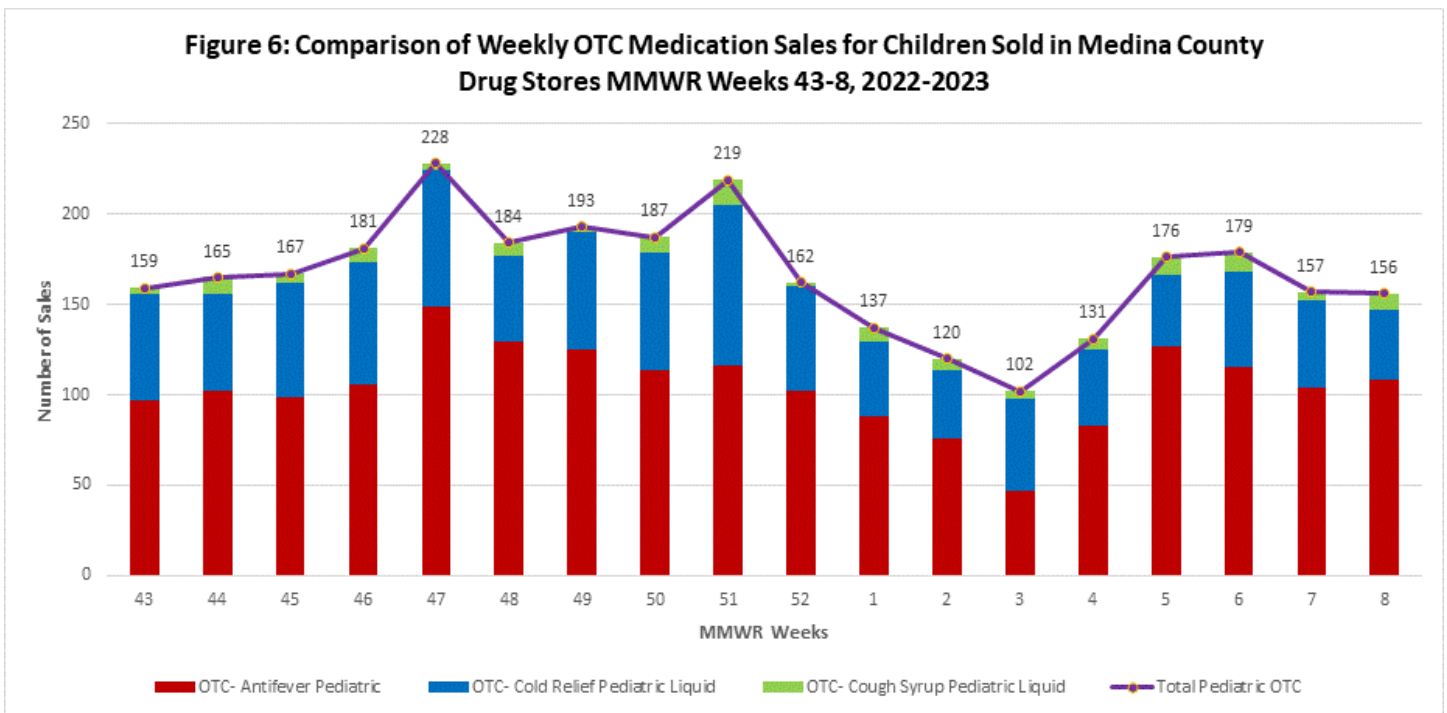
Age Distribution of Influenza ER Visits and Hospitalizations among Medina County Residents:



Number of OTC Medication Sales for Adults Sold in Medina County Drug Stores:



Number of OTC Medication Sales for Children Sold in Medina County Drug Stores:



State, Regional, and National Data:

Ohio Surveillance Data:

- The U.S. World Health Organization (WHO) Collaborating Laboratories System and the National Respiratory and Enteric Virus Surveillance System (NREVSS) has reported 135,755 tests for influenza performed at participating facilities; of these, 1,060 tested positive for influenza A(H1N1pdm09), 1,245 for influenza A(H3N2), 21,437 for influenza A (subtyping not performed), and 142 for influenza B (through 02/25/2023).
- Five influenza-associated pediatric mortalities have been reported so far during the 2022-2023 influenza season (through 02/25/2023).
- No novel influenza A virus infections have been reported so far during the 2022-2023 influenza season (through 02/25/2023).
- Incidence of confirmed influenza-associated hospitalizations in 2022-2023 season = 8,829 (through 02/25/2023).

HHS Regional and National Surveillance Data*:

- During week 7 (February 12th – February 18th, 2023), the percentage of outpatient visits for influenza-like illness (ILI) in Region 5 (Ohio is in Region 5) was 1.6%, which is below the regional baseline of 2.5%.
- During 7 (February 12th – February 18th, 2023), the majority of U.S. states reported Minimal or Low activity, though some states are reporting Moderate or High activity. The percentage of outpatient visits for ILI was 2.6%, which is at the national baseline of 2.6%. Four of 10 HHS regions reported ILI levels above their region-specific baseline level.

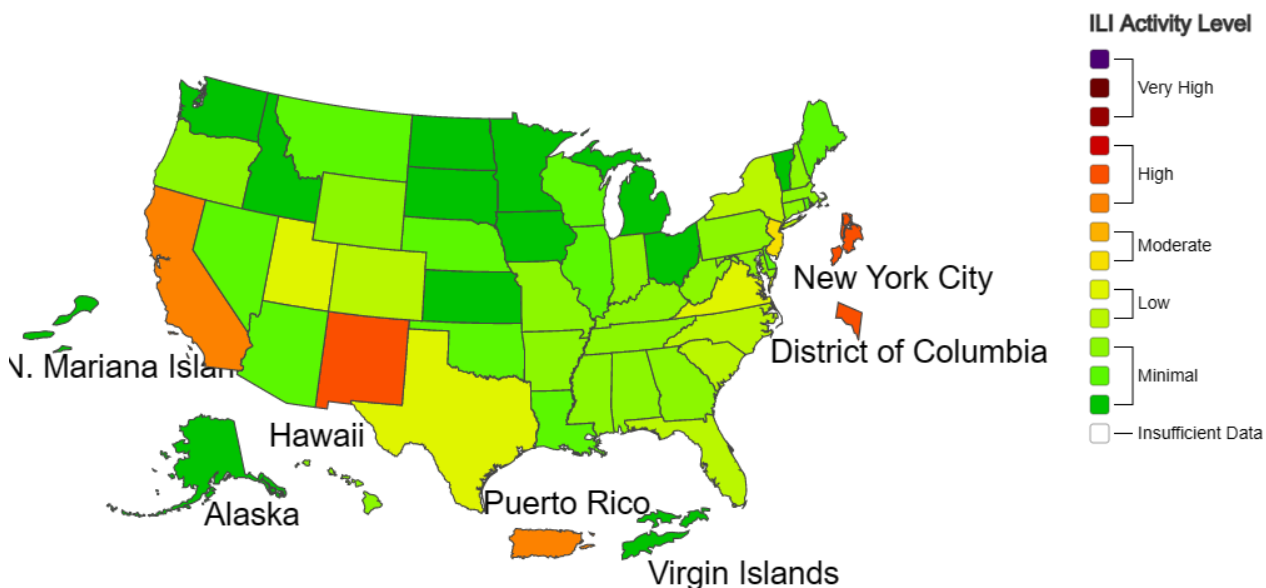


A Weekly Influenza Surveillance Report Prepared by the Influenza Division

Outpatient Respiratory Illness Activity Map Determined by Data Reported to ILINet

This system monitors visits for respiratory illness that includes fever plus a cough or sore throat, also referred to as ILI, not laboratory confirmed influenza and may capture patient visits due to other respiratory pathogens that cause similar symptoms.

2022-23 Influenza Season Week 8 ending Feb 25, 2023



Data Sources:

- 1. Emergency Room Visits (EpiCenter):** EpiCenter collects emergency room chief complaint data from hospitals and urgent care facilities across Medina County and classifies them into symptom and syndrome categories. Rates for chief complaints regarding fever + ILI and other symptoms commonly detected during the flu season are analyzed.
- 2. Influenza-Associated Hospitalizations (ODRS):** Influenza-associated hospitalizations and novel influenza infections are reported by the Medina County Health Department and hospitals using the Ohio Disease Reporting System (ODRS). Hospitalizations can be used as an indicator of the severity of illness during a particular influenza season. This condition became reportable in January 2009.
- 3. National Retail Data Monitor (NRDM):** NRDM collects over-the-counter medication sales at drug stores located within Medina County. Medication sales are broken down by adult and pediatric.

Medina County Health Department

4800 Ledgewood Drive, Medina, Ohio 44256

330-723-9688, option 2

Services are partially supported by your local health levy. We are an equal opportunity provider.