

Summary:

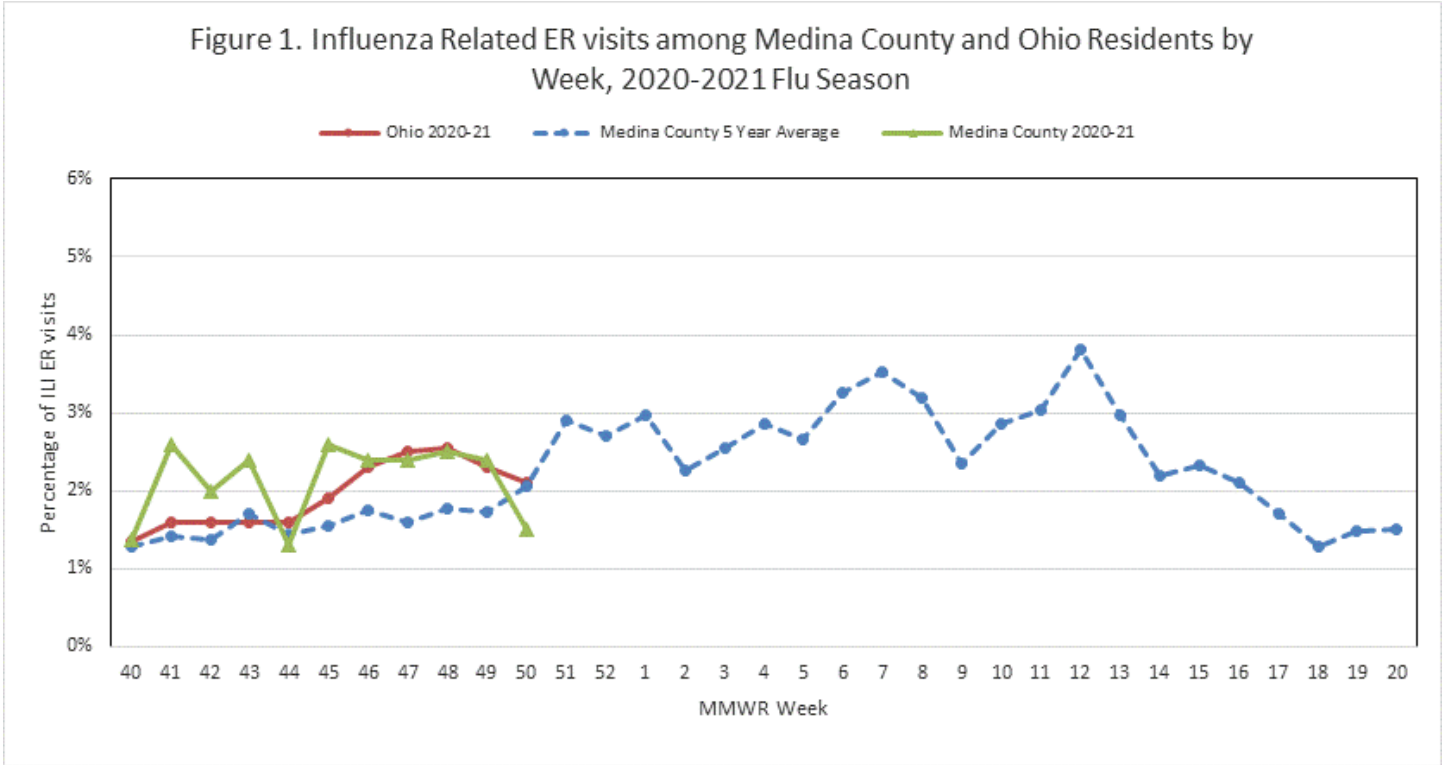
Public health surveillance data indicates levels of influenza like illness (ILI) decreased from the previous week in Medina County. The percentage of ILI emergency department (ED) visits decreased from the previous week and dropped below statewide levels and the historical average (Figure 1). ILI ED visits were present in one-half of the county's zip codes (Figure 2). There were 0 influenza-associated hospitalizations and 0 novel influenza infections reported to the Medina County Health Department during the week. The incidence of influenza associated hospitalizations is below the 5-year historical average (Figure 3). The highest frequency of ILI ED visits are highest among those aged 25 years of age or older (Figure 4). Over-the-counter medication sales for adults are trending downward and sales for children are similar to the previous week (Figures 5 and 6).

Dashboard:

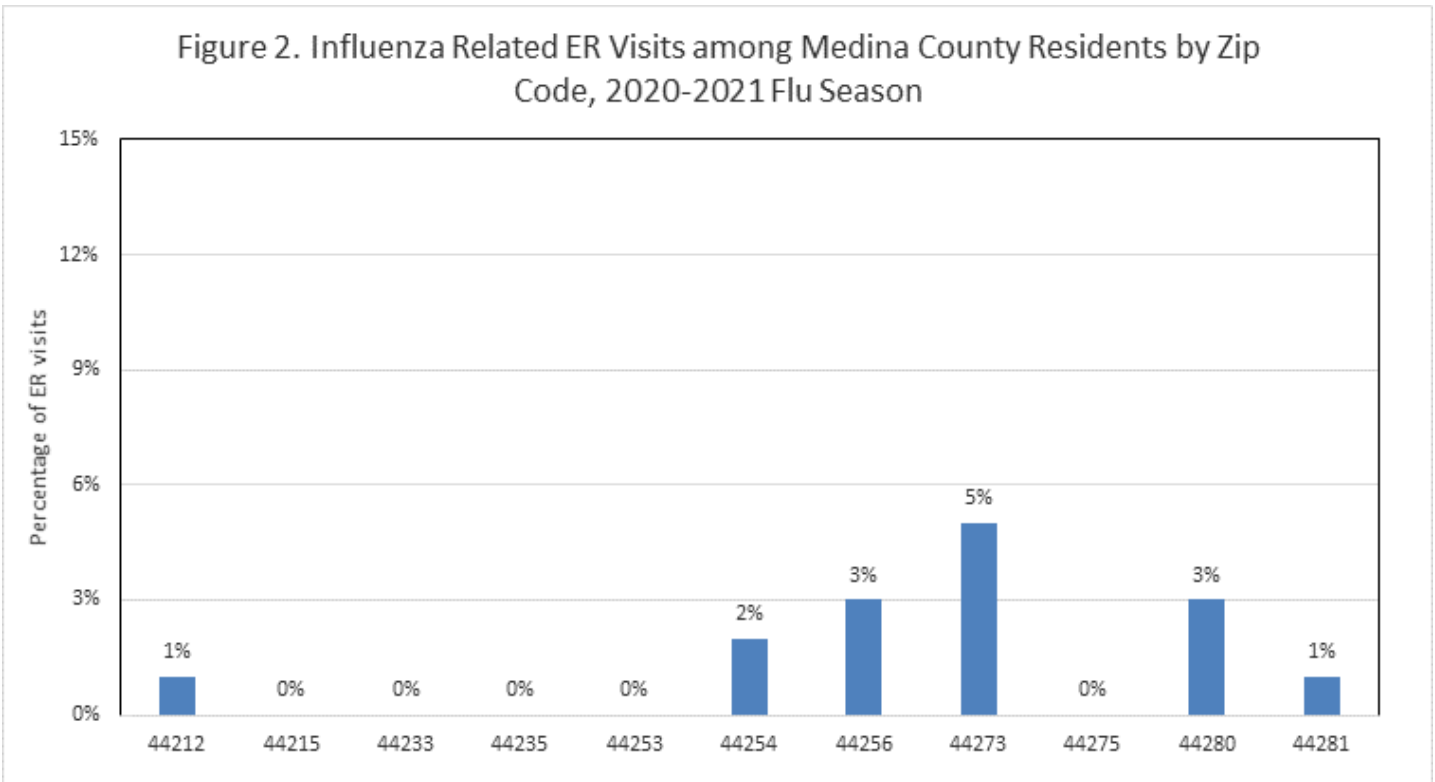
Indicator	Current Week	Previous Week	Trend (# of weeks)	Season to Date
Number of ILI ED visits ¹	19	29	↓ 1	291
Percentage of ILI ED visits ¹	1.5%	2.4%	↓ 1	-
Number of Influenza Hospitalizations ²	0	0	↔ 5	1
Number of Novel Influenza Infections ²	0	0	↔ 11	0
Number of Over-the-Counter ³ Medication Sales (Adult)*	1,285	1,339	↓ 3	14,624
Number of Over-the-Counter ³ Medication Sales (Children)*	76	74	↔ 1	983
Number of Influenza Deaths	0	0	↔ 11	0
Number of Pneumonia Deaths	0	1	↓ 1	3

Over-the-counter (OTC) medication sales do not reflect all OTC medication sales within the county. Please see Figures 5 and 6 for specific medications that are being tracked and monitored. All numbers are preliminary and subject to change.

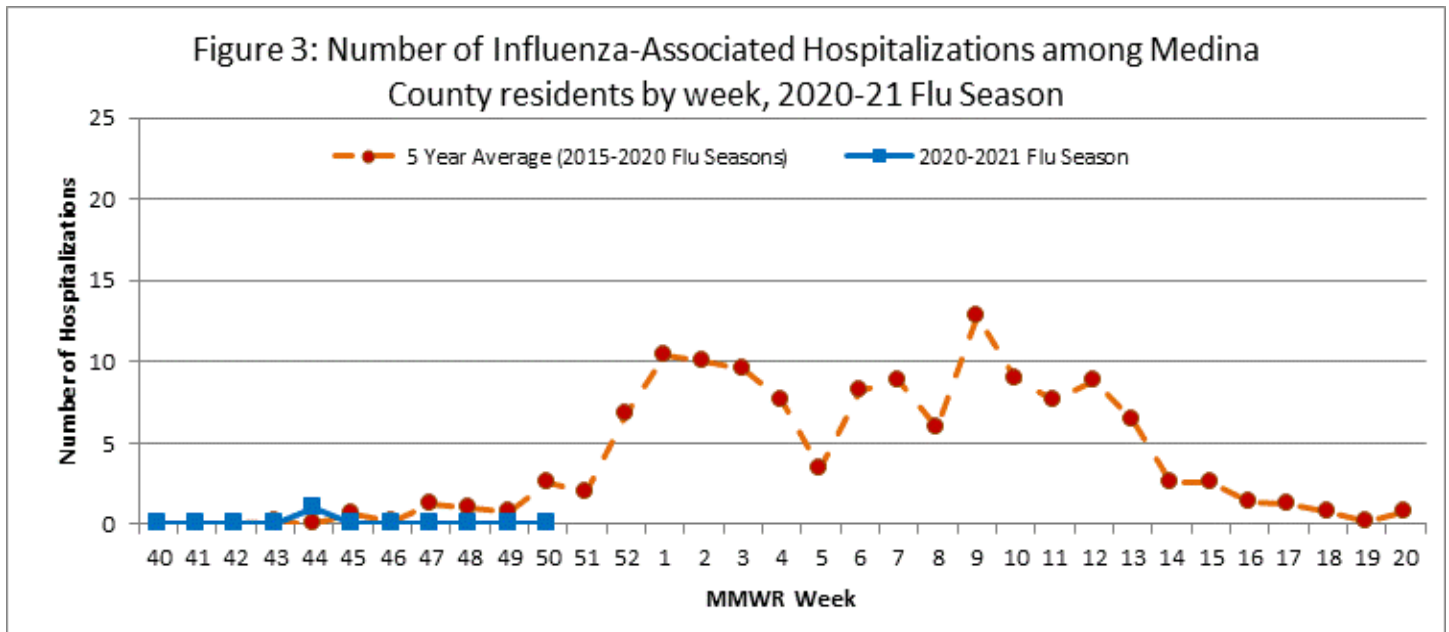
Percentage of ILI ED Visits by Week:



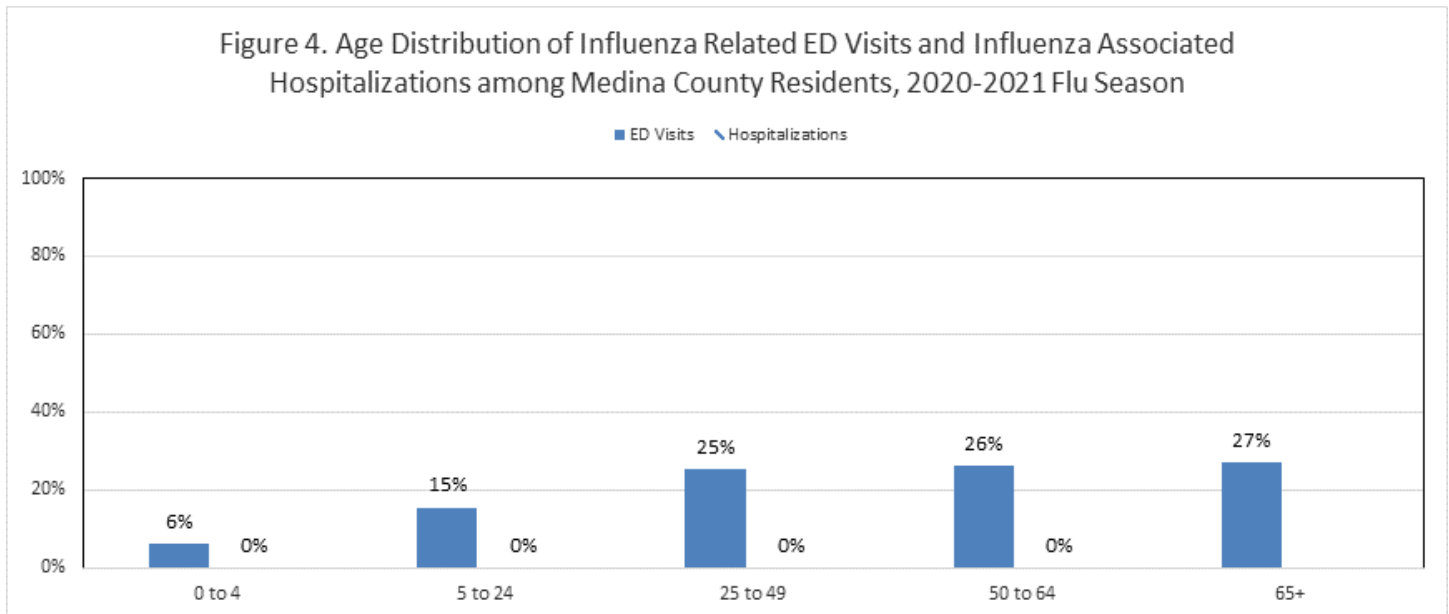
Geographic Distribution of Medina County ILI ED Visits:



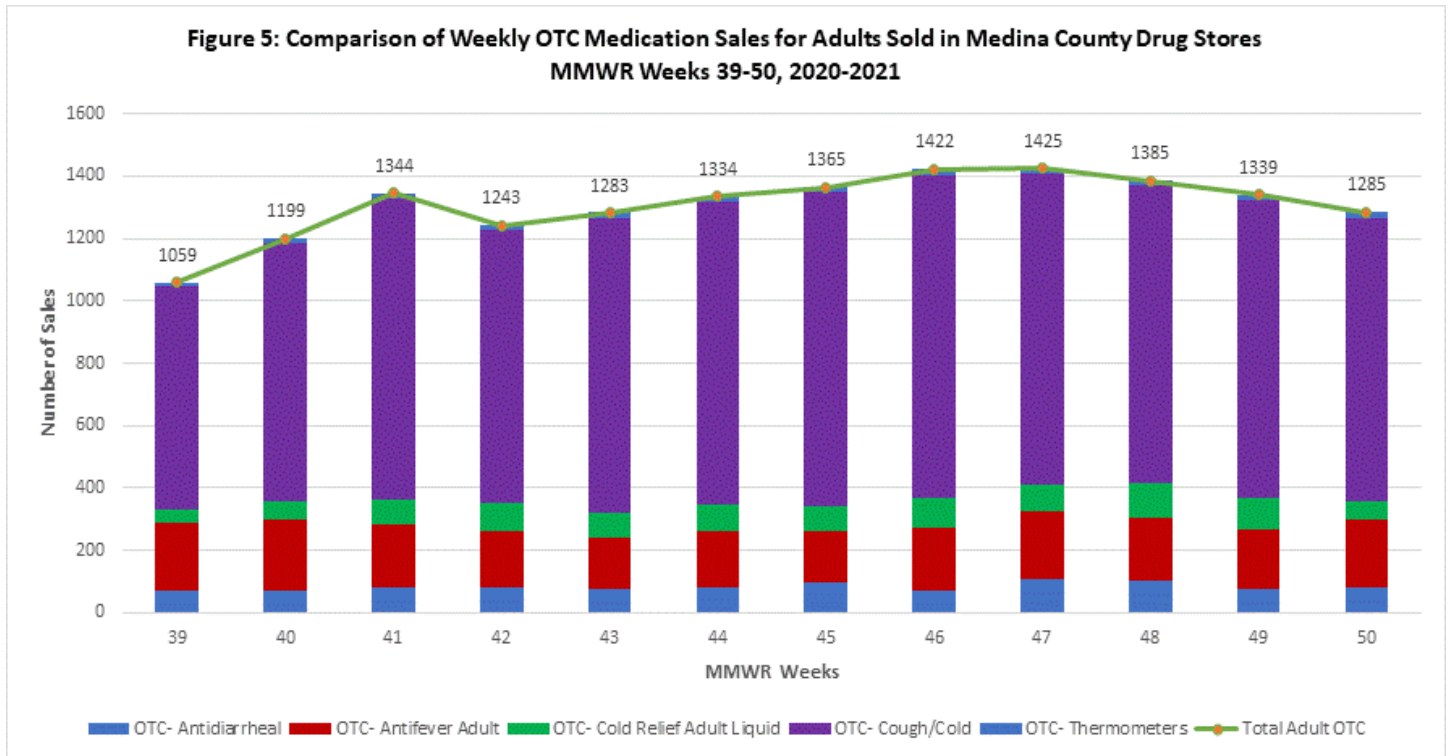
Incidence of Influenza-Associated Hospitalizations among Medina County Residents:



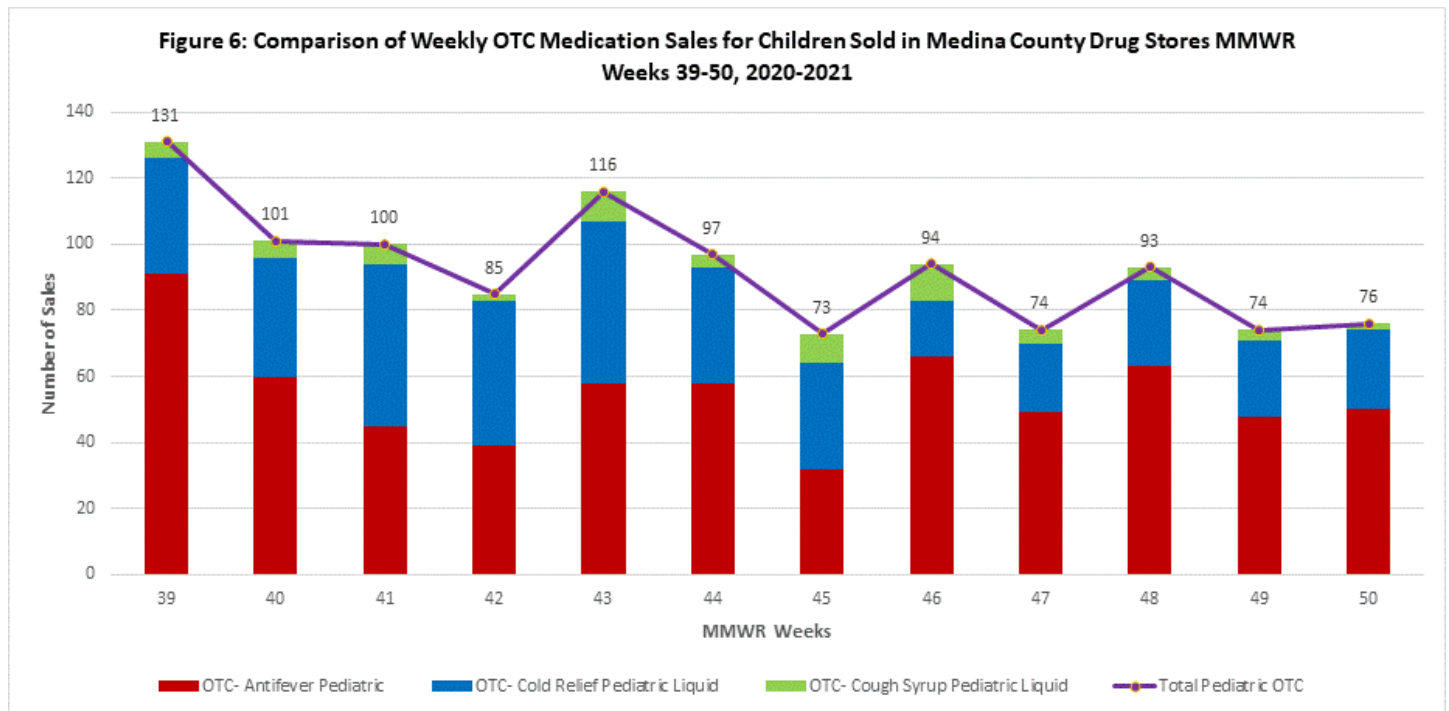
Age Distribution of Influenza ED Visits and Hospitalizations among Medina County



Number of OTC Medication Sales for Adults Sold in Medina County Drug Stores:



Number of OTC Medication Sales for Children Sold in Medina County Drug Stores:



State, Regional, and National Data:

Ohio Surveillance Data:

- The Ohio Department of Health Laboratory has tested 1 specimen for influenza during the 2020-2021 influenza season; of these, 0 tested positive for influenza A(H1N1pdm09), 0 for influenza A (H3N2), 1 for influenza B, and 0 were negative (through 12/12/2020).
- The National Respiratory and Enteric Virus Surveillance System (NREVSS) and U.S. World Health Organization (WHO) Collaborating Laboratories reported 12,288 tests for influenza performed at participating facilities; of these, 0 tested positive for influenza A(H1N1pdm09), 2 for influenza A(H3N2), 26 for influenza A (subtyping not performed), and 14 for influenza B (as of 12/4/2020).
- No pediatric influenza-associated mortalities have been reported so far during the 2020-2021 influenza season (through 12/12/2020).
- No novel influenza A virus infections have been reported so far during the 2020-2021 influenza season (through 12/12/2020).
- Incidence of confirmed influenza-associated hospitalizations in 2020-2021 season = 43 (through 12/12/2020).

HHS Regional Surveillance Data*: During week 49 (November 29 th – November 5 th , 2020), the percentage of outpatient visits for influenza-like illness (ILI) in Region 5 (Ohio is in Region 5) was 0.9%, which is below the regional baseline of 1.9%.

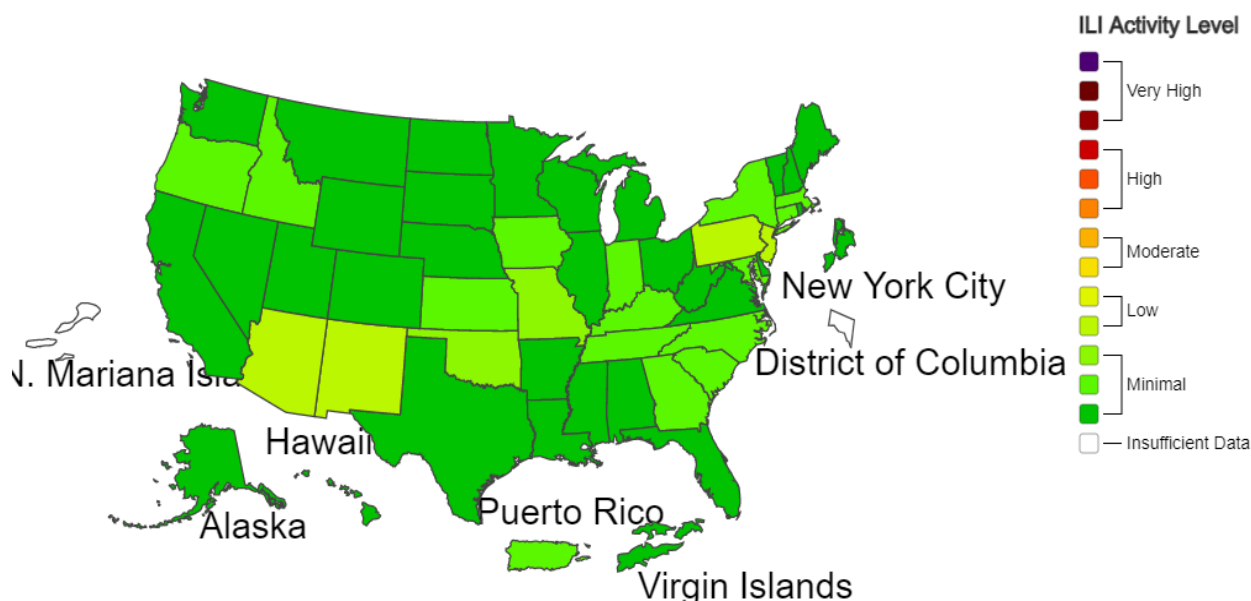
National Surveillance Data*: During week 49 (November 29 th – November 5 th , 2020), most U.S. states reported Minimal or Low influenza activity reported by sentinel ILINet providers. The percentage of outpatient visits for ILI remained at 1.6

*National-level and regional-level data are reported one week later than Ohio state-level data.

A Weekly Influenza Surveillance Report Prepared by the Influenza Division

Influenza-Like Illness (ILI) Activity Level Indicator Determined by Data Reported to ILINet

2020-21 Influenza Season Week 49 ending Dec 05, 2020



Data Sources:

- 1. Emergency Department Visits (EpiCenter):** EpiCenter collects emergency department chief complaint data from hospitals and urgent care facilities across Medina County and classifies them into symptom and syndrome categories. Rates for chief complaints regarding fever + ILI and other symptoms commonly detected during the flu season are analyzed.
- 2. Influenza-Associated Hospitalizations (ODRS):** Influenza-associated hospitalizations and novel influenza infections are reported by the Medina County Health Department and hospitals using the Ohio Disease Reporting System (ODRS). Hospitalizations can be used as an indicator of the severity of illness during a particular influenza season. This condition became reportable in January 2009.
- 3. National Retail Data Monitor (NRDM):** NRDM collects over-the-counter medication sales at drug stores located within Medina County. Medication sales are broken down by adult and pediatric.

Medina County Health Department

4800 Ledgewood Drive, Medina, Ohio 44256

330-723-9688, option 2

Services are partially supported by your local health levy. We are an equal opportunity provider.