



## Weekly Influenza Activity Report

MMWR Week 49 (12/4/22-12/10/22)

Date Completed: 12/18/2022

### Summary:

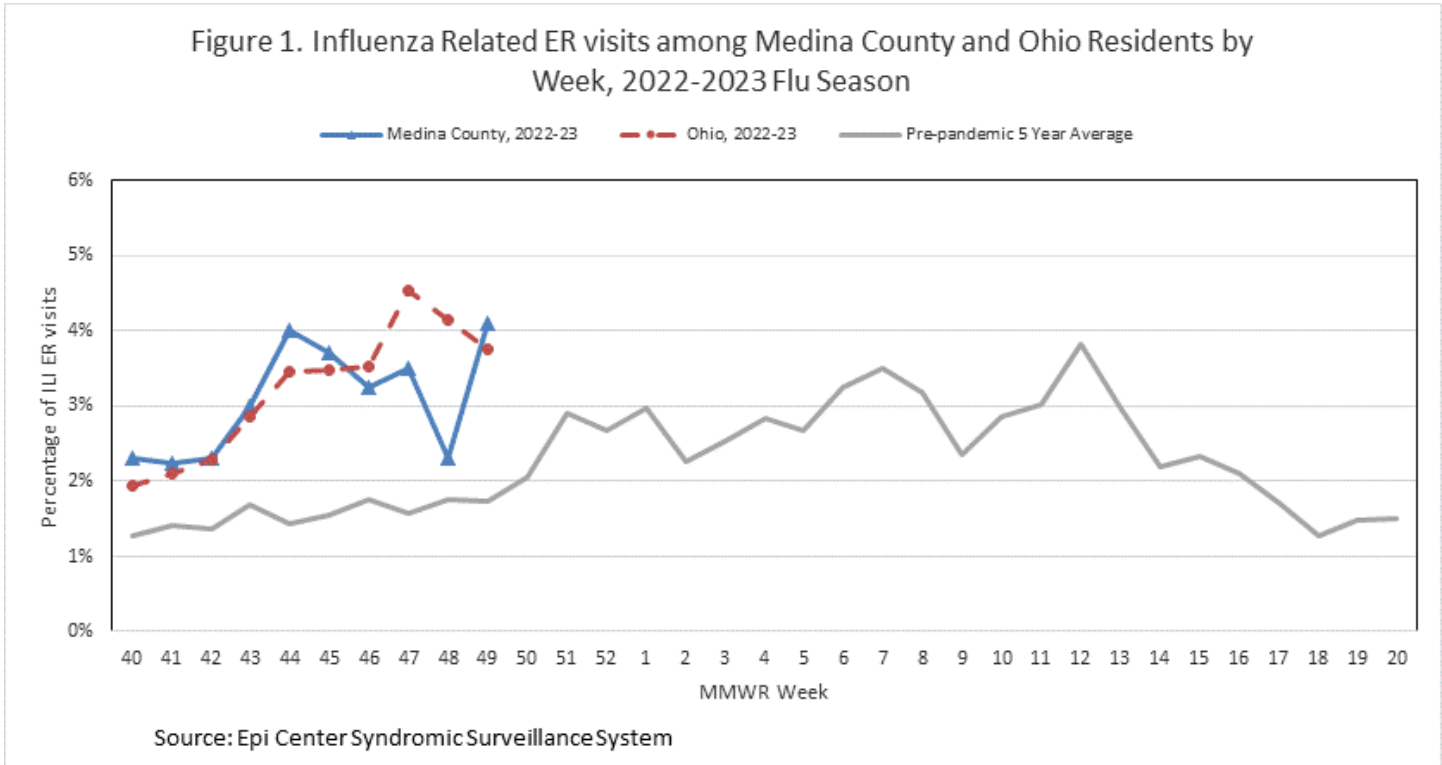
Public health surveillance data indicates levels of influenza like illness (ILI) is above the statewide average and well above the pre-pandemic historical average for emergency department (ED) visits (Figure 1). LI ED visits are found in most of the county’s zip codes with the highest levels found in the Spencer (44275) zip code (Figure 2). The highest frequency of ILI ED visits are among those less than 25 years of age (Figure 4). There were 10 influenza-associated hospitalizations reported which is well above the pre-pandemic historical average (Figure 3). Most of the influenza associated hospitalizations have occurred among those 65 years of age or older (Figure 4). There were 0 novel influenza infections reported during the week. The number of over the counter (OTC) adult medication sales decreased while the number of OTC children’s medication sales increased compared to the previous week (Figures 5 and 6).

### Dashboard:

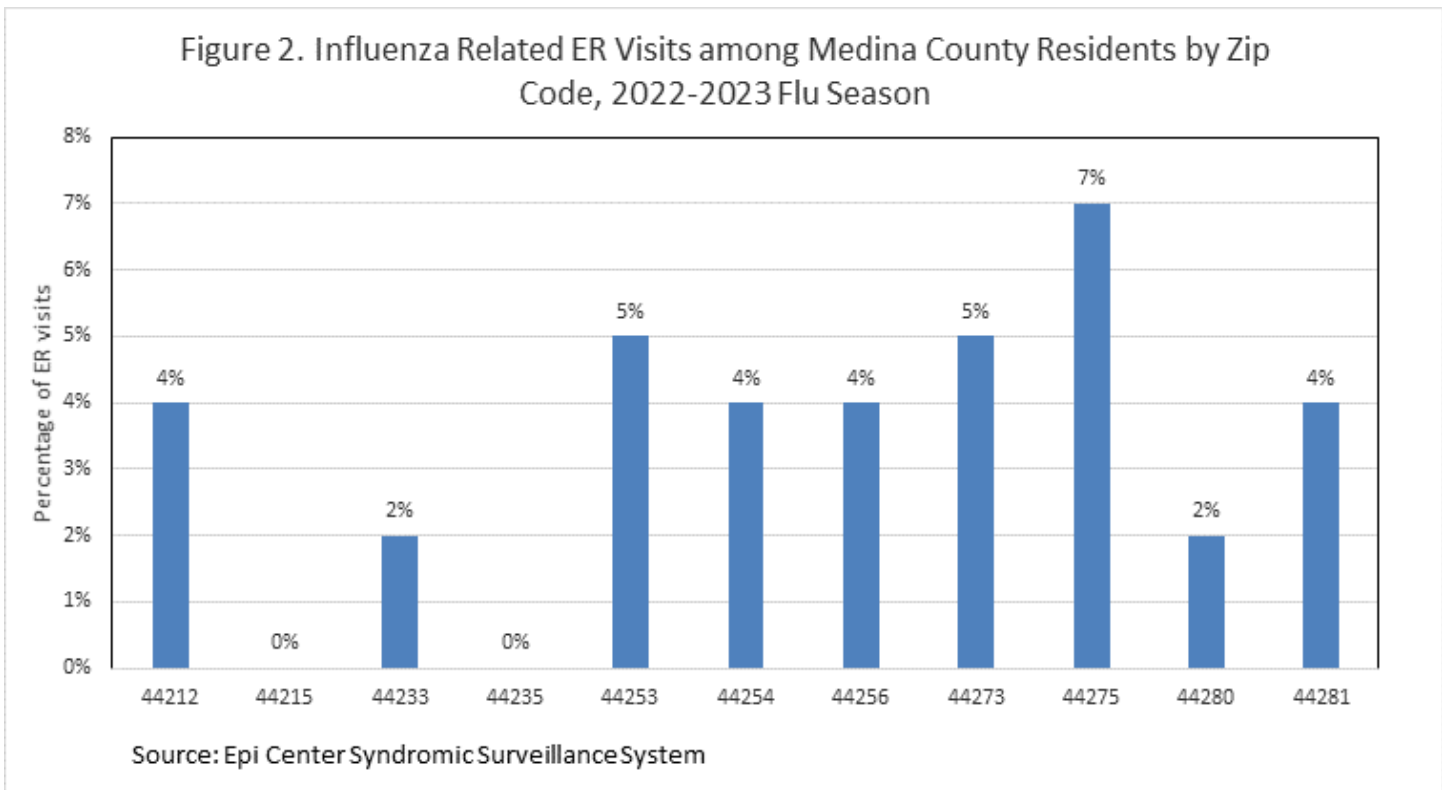
Indicator	Current Week	Previous Week	Trend (# of weeks)	Season to Date
Number of ILI ED visits <sup>1</sup>	51	33	↑ 1	407
Percentage of ILI ED visits <sup>1</sup>	4.1%	2.3%	↑ 1	-
Number of Influenza Hospitalizations <sup>2</sup>	10	15	↓ 1	36
Number of Novel Influenza Infections <sup>2</sup>	0	0	↔ 8	0
Number of Over-the-Counter <sup>3</sup> Medication Sales (Adult)*	2,543	2,806	↓ 1	21,480
Number of Over-the-Counter <sup>3</sup> Medication Sales (Children)*	193	184	↑ 1	1,728
Number of Influenza Deaths	0	0	↔ 8	0
Number of Pneumonia Deaths	0	0	↔ 6	1

\*Over-the-counter (OTC) medication sales do not reflect all OTC medication sales within the county. Please see Figures 5 and 6 for specific medications that are being tracked and monitored. All numbers are preliminary and subject to change.\*

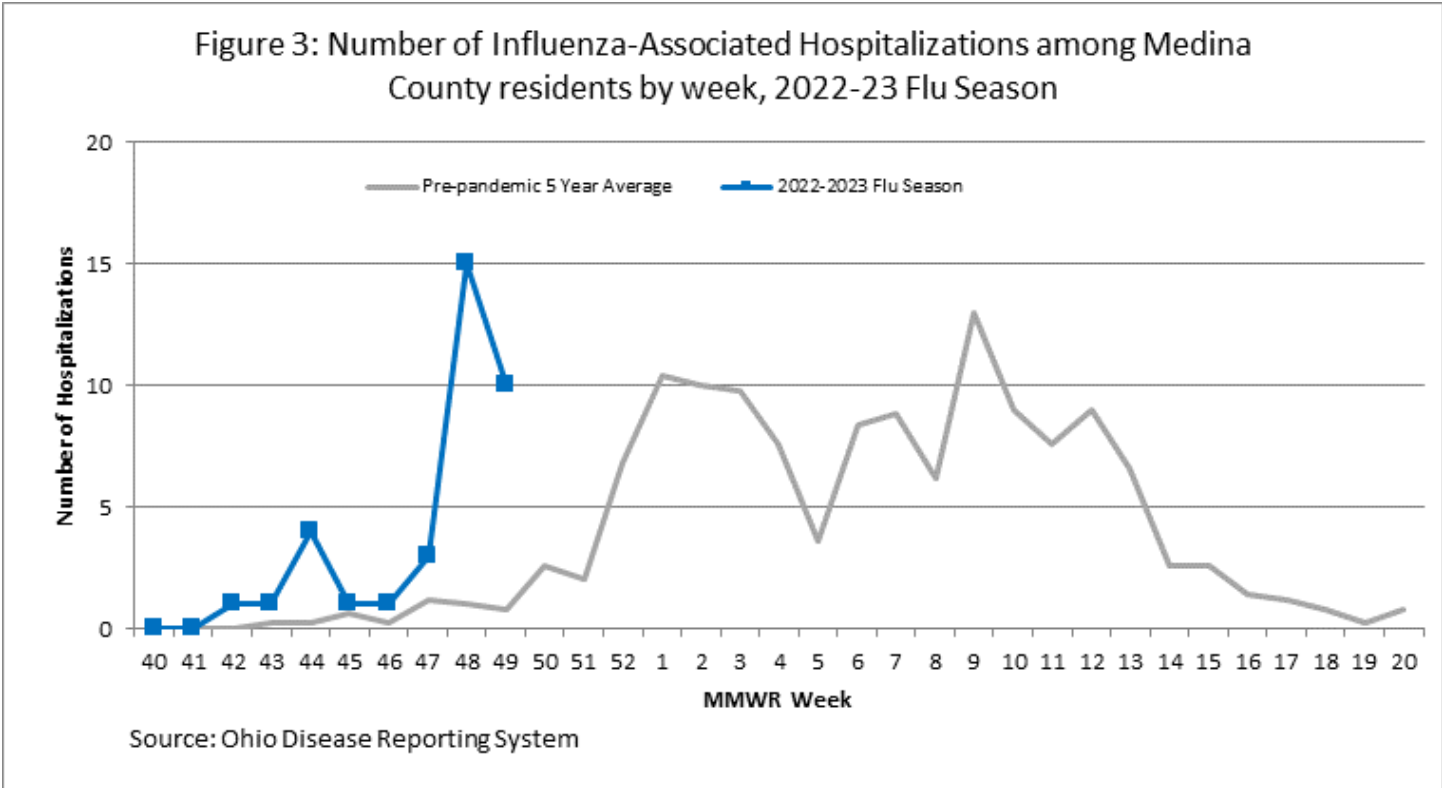
**Percentage of ILI ED Visits by Week:**



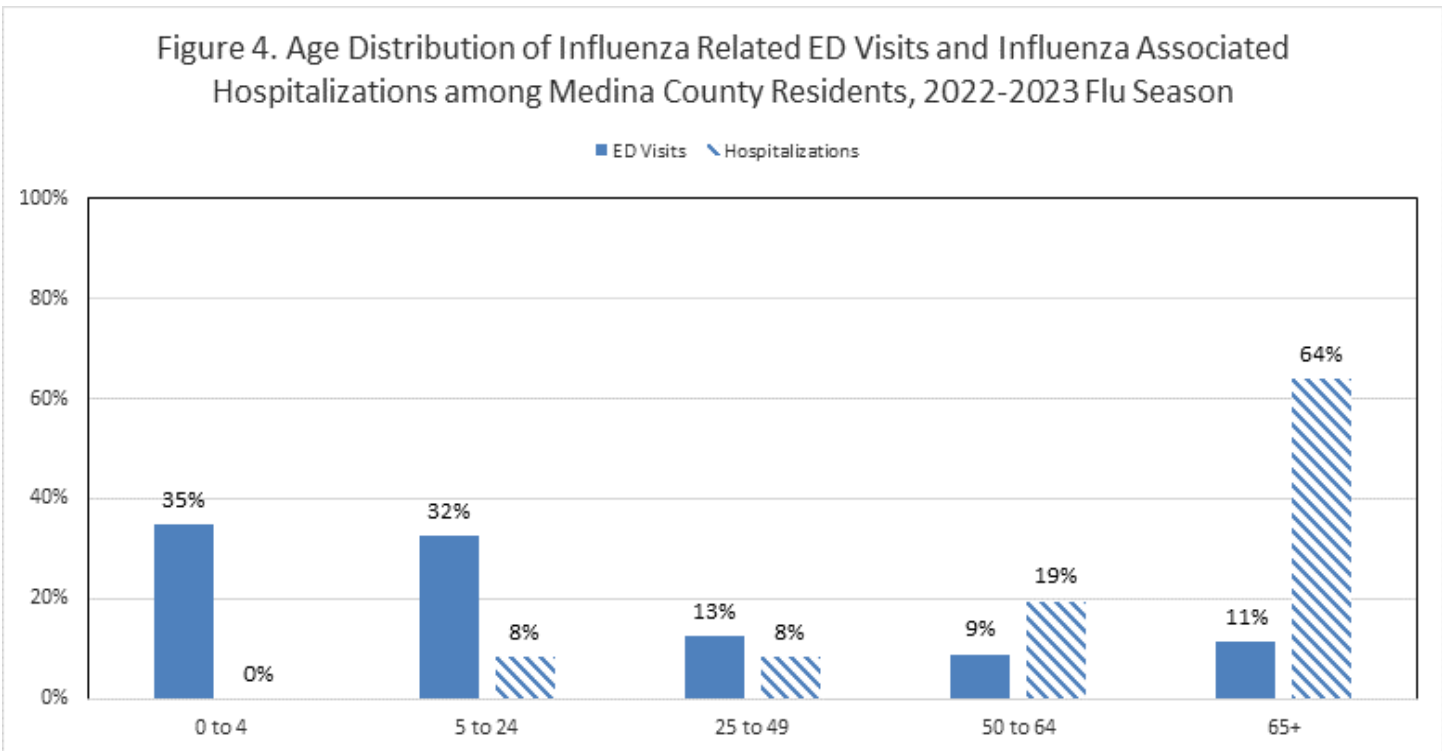
**Geographic Distribution of Medina County ILI ED Visits:**



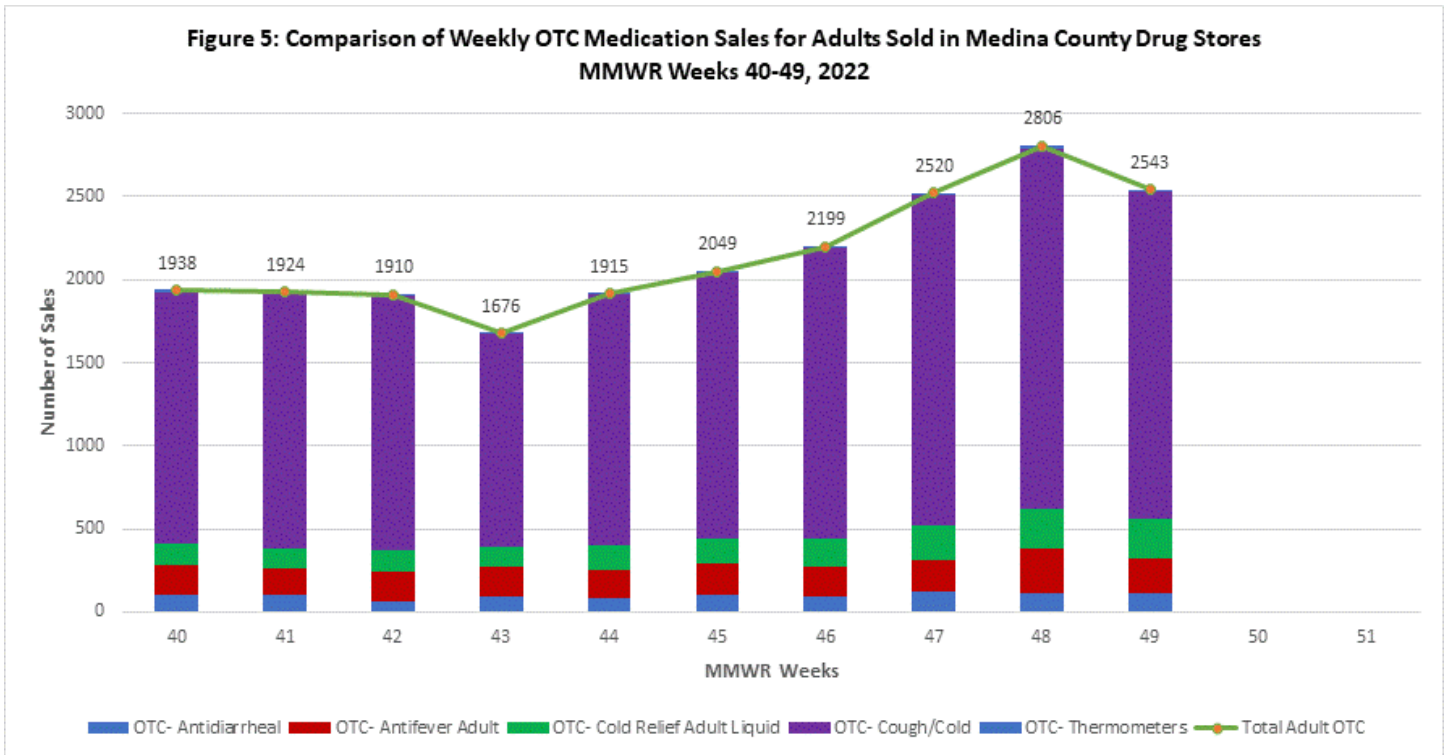
**Incidence of Influenza-Associated Hospitalizations among Medina County Residents:**



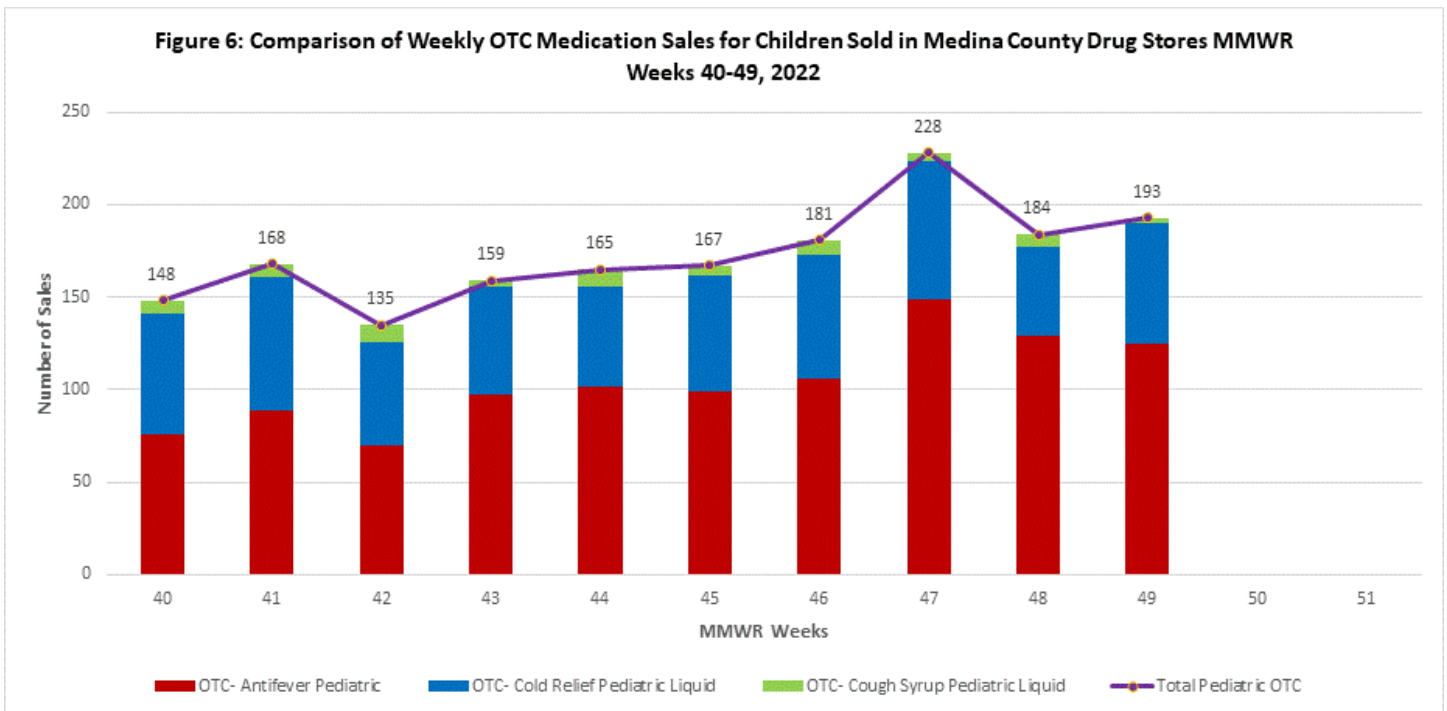
**Age Distribution of Influenza ER Visits and Hospitalizations among Medina County Residents:**



## Number of OTC Medication Sales for Adults Sold in Medina County Drug Stores:



## Number of OTC Medication Sales for Children Sold in Medina County Drug Stores:



## State, Regional, and National Data:

### Ohio Surveillance Data:

- The U.S. World Health Organization (WHO) Collaborating Laboratories System and the National Respiratory and Enteric Virus Surveillance System (NREVSS) has reported 63,799 tests for influenza performed at participating facilities; of these, 610 tested positive for influenza A(H1N1pdm09), 723 for influenza A(H3N2), 9,434 for influenza A (subtyping not performed), and 64 for influenza B (through 12/10/2022).
- One pediatric influenza-associated mortality has been reported so far during the 2022-2023 influenza season (through 12/10/2022).
- No novel influenza A virus infections have been reported so far during the 2022-2023 influenza season (through 12/10/2022).
- Incidence of confirmed influenza-associated hospitalizations in 2022-2023 season = 4,068 (through 12/10/2022).

### HHS Regional and National Surveillance Data\*:

- During week 48 (November 27th – December 3rd, 2022), the percentage of outpatient visits for influenza-like illness (ILI) in Region 5 (Ohio is in Region 5) was 6.0%, which is above the regional baseline of 2.5%.
- During week 48 (November 27th – December 3rd, 2022), the majority of U.S. states reported High or Very High activity, though some states are reporting Minimal, Low, or Moderate activity. The percentage of outpatient visits for ILI was 7.2%, which is above the national baseline of 2.5%. All 10 HHS regions reported ILI levels above their region-specific baseline level.

\*National-level and regional-level data are reported one week later than Ohio state-level.

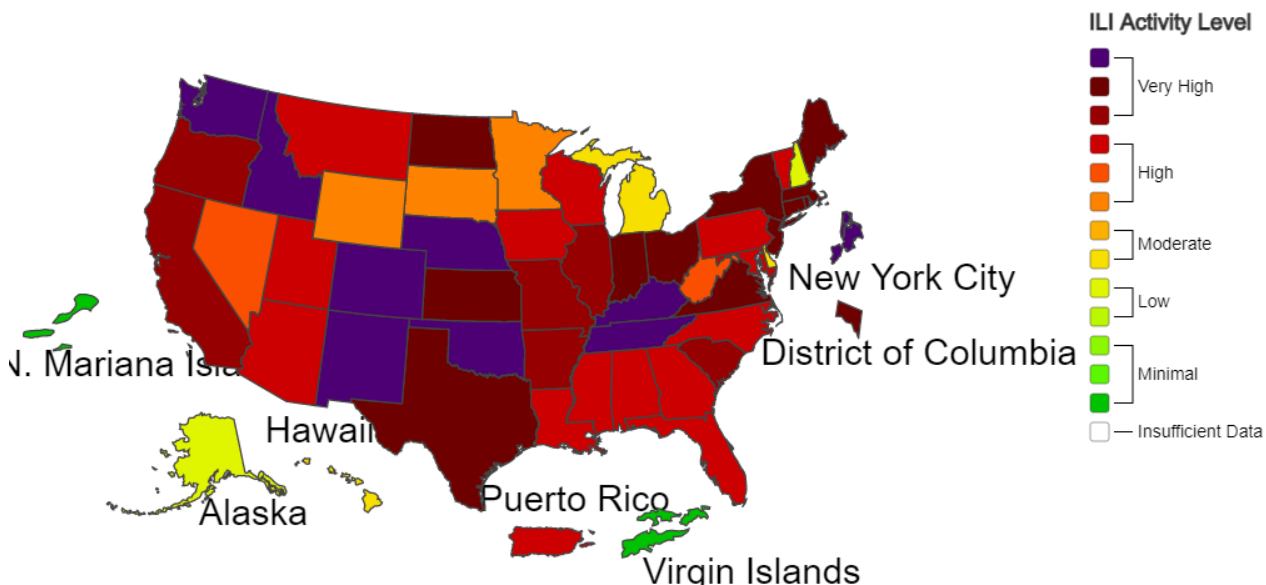


## A Weekly Influenza Surveillance Report Prepared by the Influenza Division

### Outpatient Respiratory Illness Activity Map Determined by Data Reported to ILINet

This system monitors visits for respiratory illness that includes fever plus a cough or sore throat, also referred to as ILI, not laboratory confirmed influenza and may capture patient visits due to other respiratory pathogens that cause similar symptoms.

2022-23 Influenza Season Week 49 ending Dec 10, 2022



## **Data Sources:**

- 1. Emergency Department Visits (EpiCenter):** EpiCenter collects emergency department chief complaint data from hospitals and urgent care facilities across Medina County and classifies them into symptom and syndrome categories. Rates for chief complaints regarding fever + ILI and other symptoms commonly detected during the flu season are analyzed.
- 2. Influenza-Associated Hospitalizations (ODRS):** Influenza-associated hospitalizations and novel influenza infections are reported by the Medina County Health Department and hospitals using the Ohio Disease Reporting System (ODRS). Hospitalizations can be used as an indicator of the severity of illness during a particular influenza season. This condition became reportable in January 2009.
- 3. National Retail Data Monitor (NRDM):** NRDM collects over-the-counter medication sales at drug stores located within Medina County. Medication sales are broken down by adult and pediatric.

---

**Medina County Health Department**

4800 Ledgewood Drive, Medina, Ohio 44256

330-723-9688, option 2

*Services are partially supported by your local health levy. We are an equal opportunity provider.*