



## Weekly Influenza Activity Report

MMWR Week 49 (12/5/21-12/11/21)

Date Completed: 12/17/2021

### Summary:

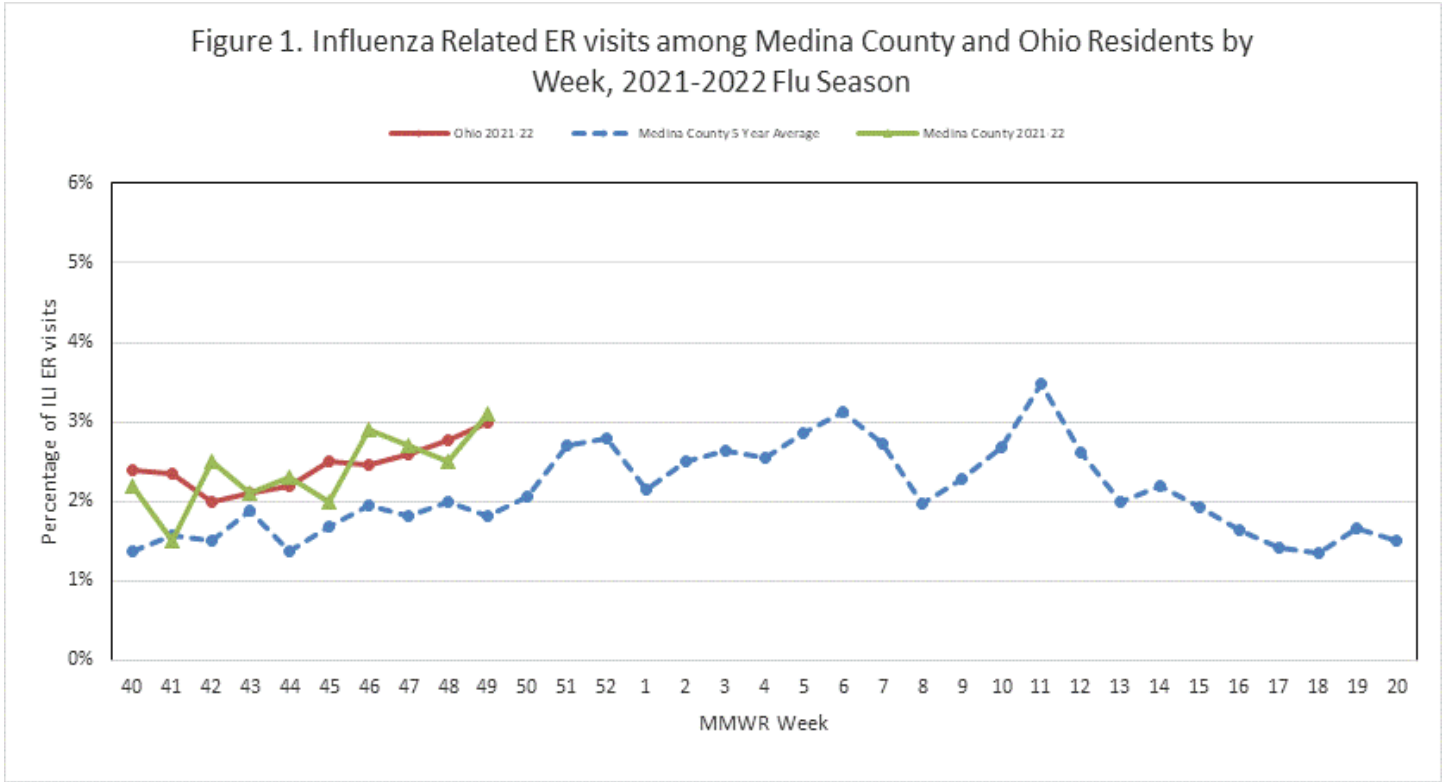
Public health surveillance data indicates levels of influenza like illness (ILI) is above the historical average for emergency department (ED) visits and similar to statewide levels (Figure 1). ILI ED visits are widespread with ILI activity present in all of the county's zip codes (Figure 2). The zip codes with the highest percentage of ILI ED visits were the Litchfield (44253), Homer (44235), and Valley City (44280) zip codes. The highest frequency of ILI ED visits are among those less than 25 years of age (Figure 4). There were 0 influenza-associated hospitalizations and 0 novel influenza infections reported during the week. The incidence of influenza associated hospitalizations is similar to the 5-year historical average (Figure 3). Over-the-counter medication sales for adults decreased while sales for children increased compared to the previous week (Figures 5 and 6).

### Dashboard:

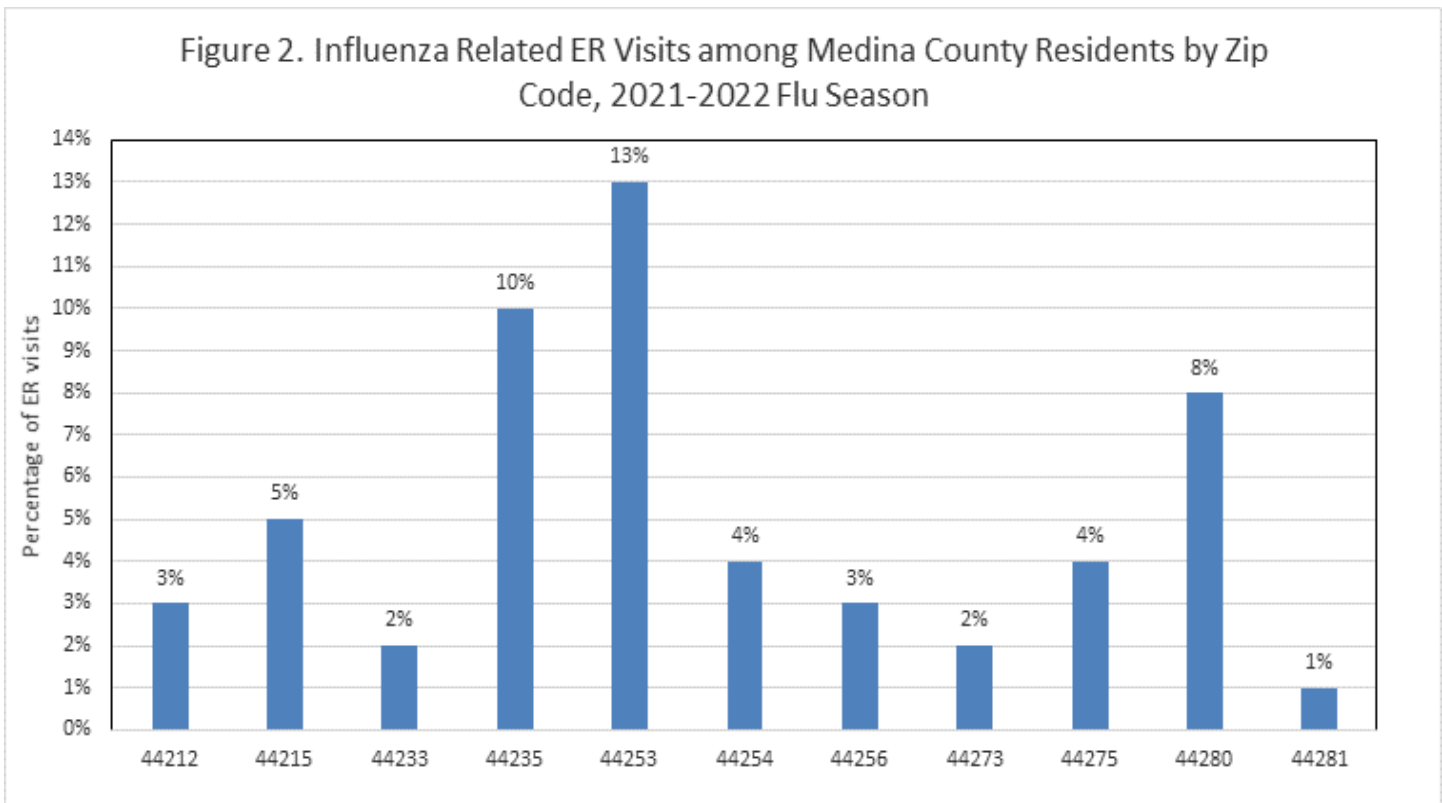
Indicator	Current Week	Previous Week	Trend (# of weeks)	Season to Date
Number of ILI ED visits <sup>1</sup>	48	38	↑ 1	351
Percentage of ILI ED visits <sup>1</sup>	3.1%	2.5%	↑ 1	-
Number of Influenza Hospitalizations <sup>2</sup>	0	1	↓ 1	1
Number of Novel Influenza Infections <sup>2</sup>	0	0	↔ 9	0
Number of Over-the-Counter <sup>3</sup> Medication Sales (Adult)*	1,875	2,030	↓ 1	17,960
Number of Over-the-Counter <sup>3</sup> Medication Sales (Children)*	159	147	↑ 1	1,449
Number of Influenza Deaths	0	0	↔ 9	0
Number of Pneumonia Deaths	0	1	↓ 1	6

\*Over-the-counter (OTC) medication sales do not reflect all OTC medication sales within the county. Please see Figures 5 and 6 for specific medications that are being tracked and monitored. All numbers are preliminary and subject to change.\*

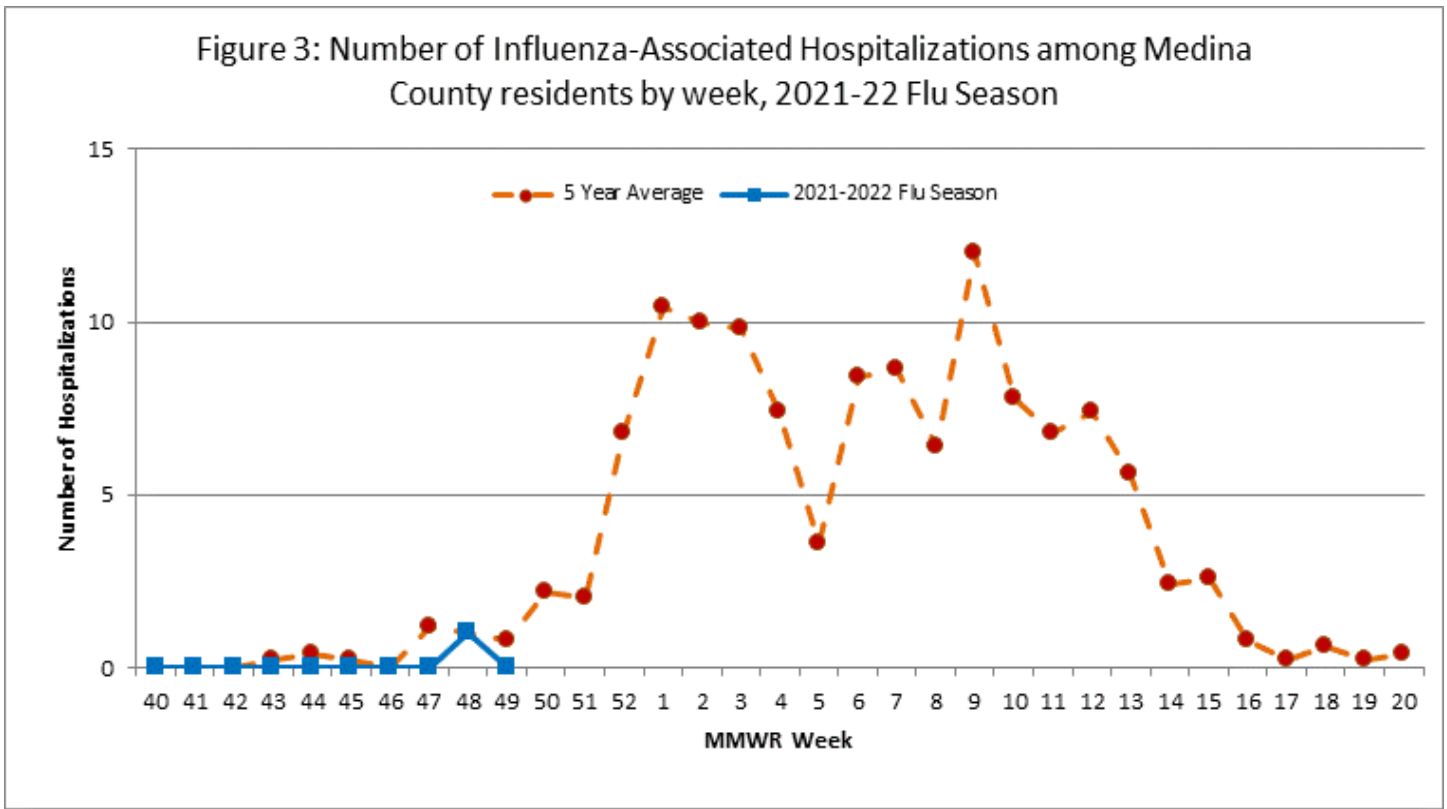
**Percentage of ILI ED Visits by Week:**



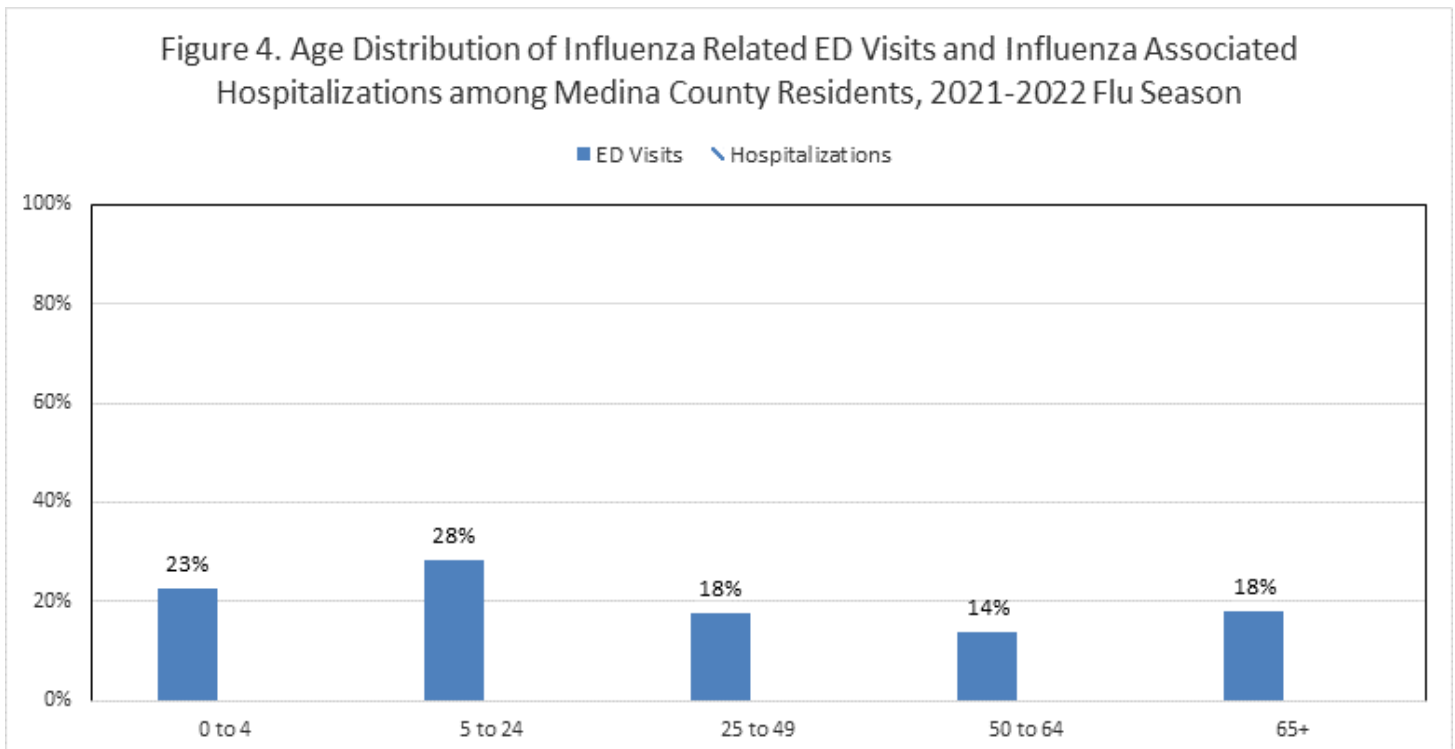
**Geographic Distribution of Medina County ILI ED Visits:**



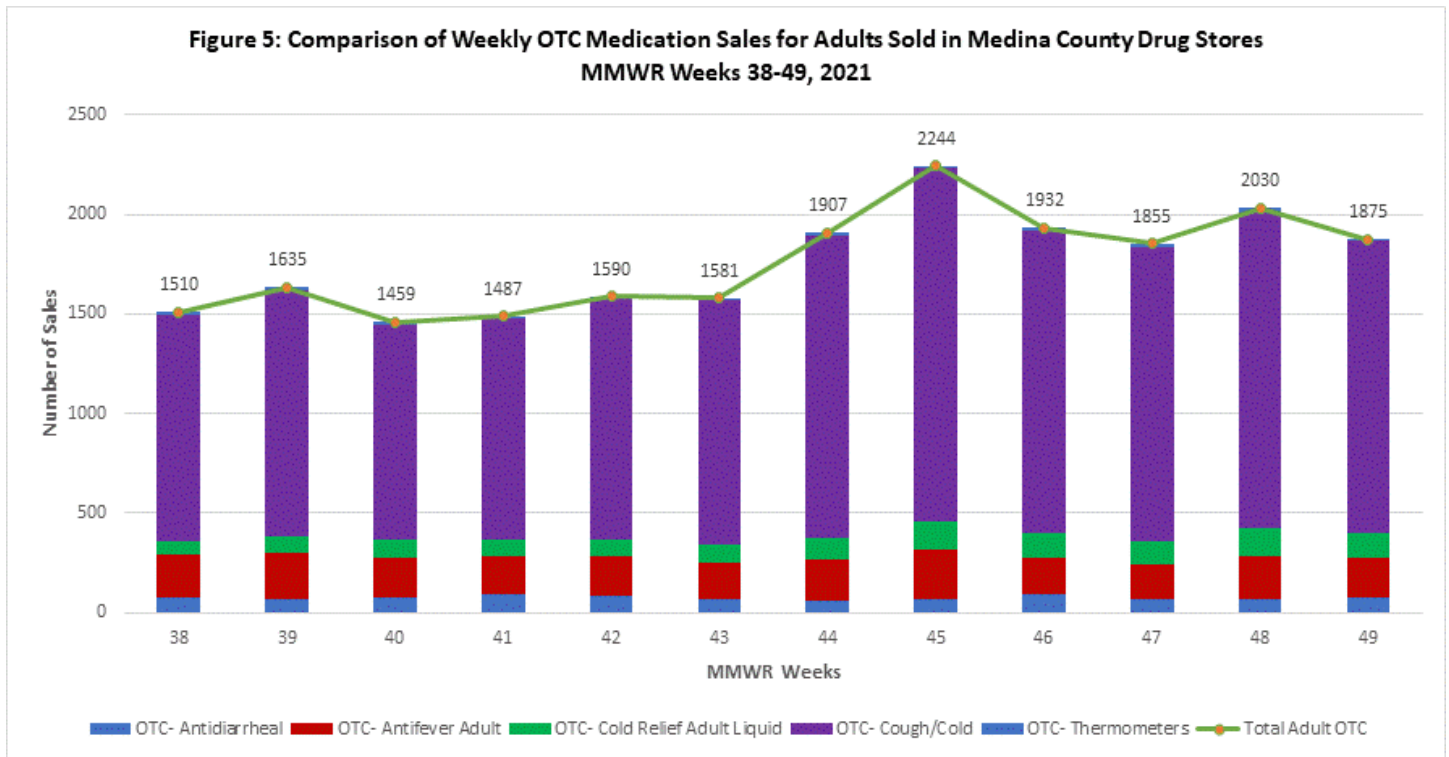
**Incidence of Influenza-Associated Hospitalizations among Medina County Residents:**



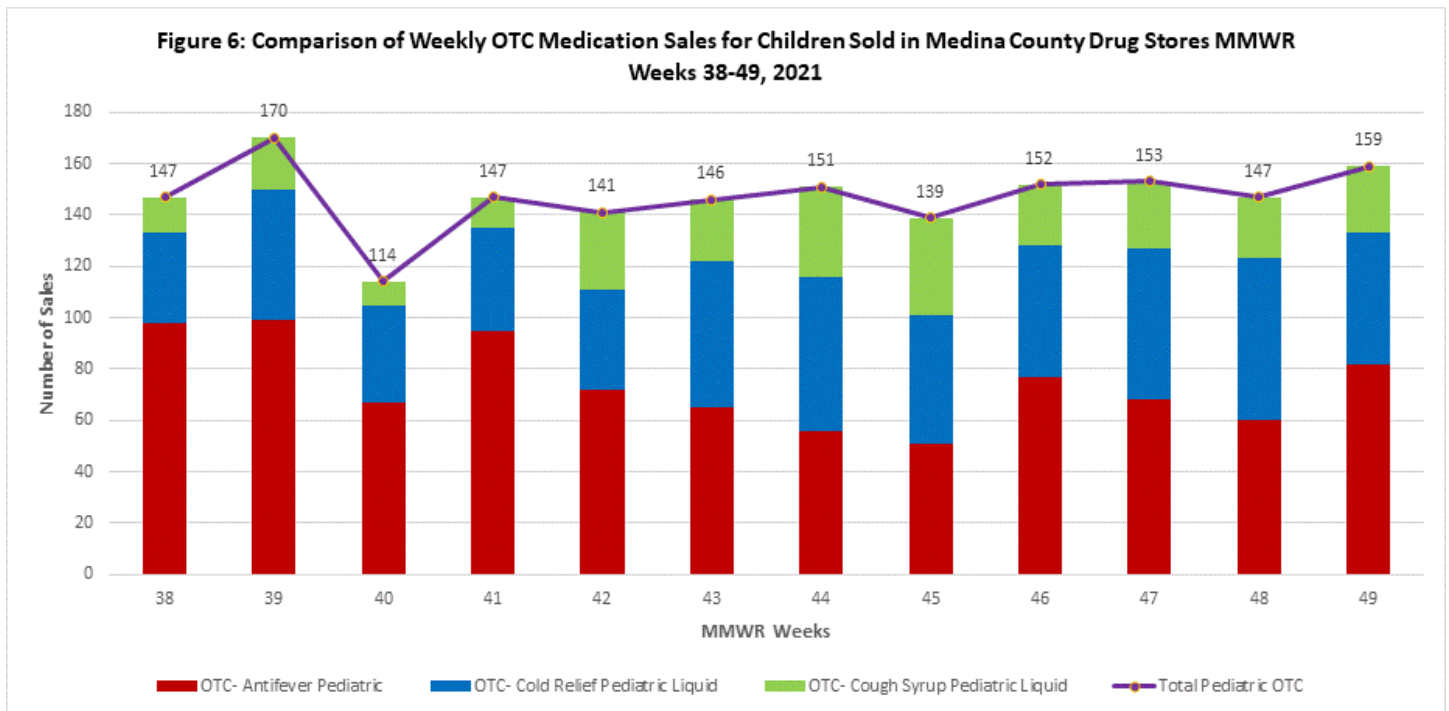
**Age Distribution of Influenza ER Visits and Hospitalizations:**



## Number of OTC Medication Sales for Adults Sold in Medina County Drug Stores:



## Number of OTC Medication Sales for Children Sold in Medina County Drug Stores:



## **State, Regional, and National Data:**

### **Ohio Surveillance Data:**

- The Ohio Department of Health Laboratory has tested 110 specimens for influenza during the 2021-2022 influenza season: of these, 1 tested positive for influenza A(H1N1pdm09), 93 for influenza A (H3N2), 2 for influenza B, and 1 for swine variant influenza A(H3N2v) (through 12/11/2021).
- The National Respiratory and Enteric Virus Surveillance System (NREVSS) and U.S. World Health Organization (WHO) Collaborating Laboratories reported 10,018 tests for influenza performed at participating facilities; of these, 2 tested positive for influenza A(H1N1pdm09), 107 for influenza A(H3N2), 41 for influenza A (subtyping not performed), 8 for influenza B, and 1 for swine variant influenza A (H3N2v) (through 12/04/2021).
- No pediatric influenza-associated mortalities have been reported so far during the 2021-2022 influenza season (through 12/11/2021).
- One novel influenza A virus infection has been reported so far during the 2021-2022 influenza season (through 12/11/2021).
- Incidence of confirmed influenza-associated hospitalizations in 2021-2022 season = 111 (through 12/11/2021).

**HHS Regional Surveillance Data\*:** During week 48 (November 28th – December 4th, 2021), the percentage of outpatient visits for influenza-like illness (ILI) in Region 5 (Ohio is in Region 5) was 2.0%, which is at the regional baseline of 2.0%.

**National Surveillance Data\*:** During week 48 (November 28th – December 4th, 2021), most U.S. states reported Minimal or Low influenza activity reported by sentinel ILINet providers. The percentage of outpatient visits for ILI was 2.5%, which is at the national baseline of 2.5%. Four of the 10 HHS regions reported ILI levels above their region-specific baseline level.

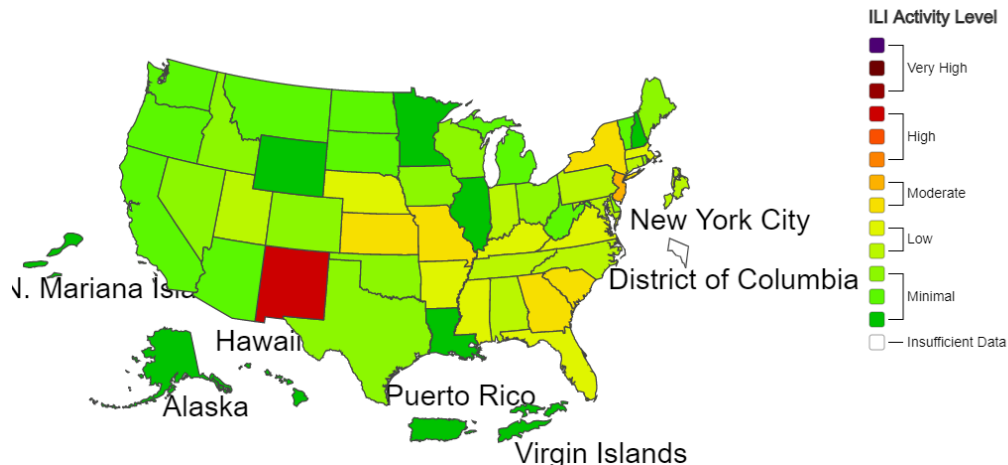
\*National-level and regional-level data are reported one week later than Ohio state-level.

A Weekly Influenza Surveillance Report Prepared by the Influenza Division

Outpatient Respiratory Illness Activity Map Determined by Data Reported to ILINet

This system monitors visits for respiratory illness that includes fever plus a cough or sore throat, also referred to as ILI, not laboratory confirmed influenza and may capture patient visits due to other respiratory pathogens that cause similar symptoms.

2021-22 Influenza Season Week 48 ending Dec 04, 2021



**Data Sources:**

1. **Emergency Department Visits (EpiCenter):** EpiCenter collects emergency department chief complaint data from hospitals and urgent care facilities across Medina County and classifies them into symptom and syndrome categories. Rates for chief complaints regarding fever + ILI and other symptoms commonly detected during the flu season are analyzed.
2. **Influenza-Associated Hospitalizations (ODRS):** Influenza-associated hospitalizations and novel influenza infections are reported by the Medina County Health Department and hospitals using the Ohio Disease Reporting System (ODRS). Hospitalizations can be used as an indicator of the severity of illness during a particular influenza season. This condition became reportable in January 2009.
3. **National Retail Data Monitor (NRDM):** NRDM collects over-the-counter medication sales at drug stores located within Medina County. Medication sales are broken down by adult and pediatric.

**Medina County Health Department**

4800 Ledgewood Drive, Medina, Ohio 44256

330-723-9688, option 2

*Services are partially supported by your local health levy. We are an equal opportunity provider.*