









Summary:

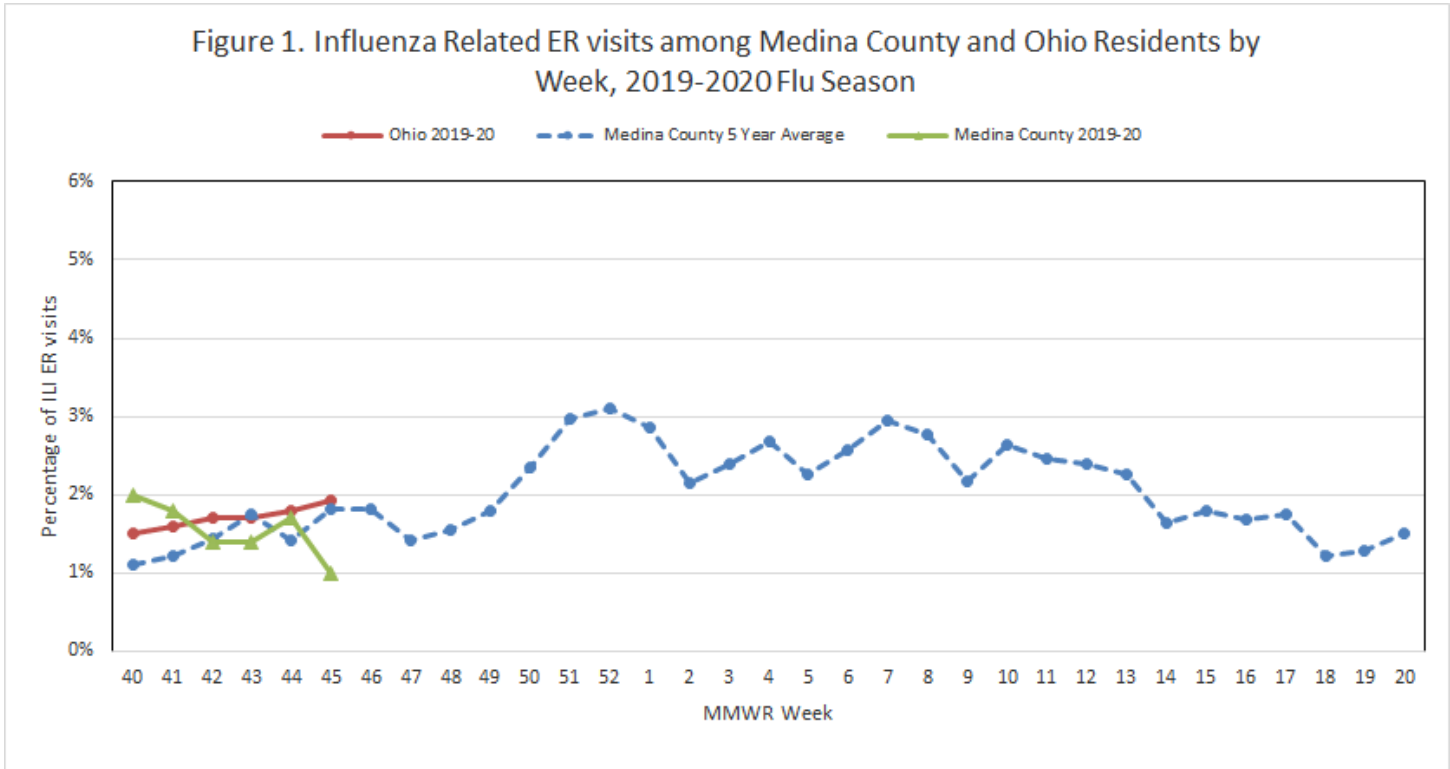
Public health surveillance data indicates levels of influenza like illness (ILI) are trending below the historical 5 year average for Medina County for ILI emergency department (ED) visits and trending the same as the historical 5 year average for Influenza hospitalizations. The percentage of ILI emergency department (ED) visits among Medina County residents are below the statewide levels (Figure 1). The geographic distribution of ILI ED visits has decreased with influenza activity found in less than half of the county's zip codes (Figure 2). There were 5 influenza-associated hospitalizations and 0 novel influenza infections reported to the Medina County Health Department during week 45. The incidence of influenza associated hospitalizations is above the historical average. (Figure 3). One half of ILI ED visits all influenza associated hospitalizations have occurred among children under 18 years of age (Figure 4). Over-the-counter medication sales for adults are trending downward and over-the-counter medication sales for children are trending downward. (Note: this remains week 43 data. This report will be updated when data is available.)

Dashboard:

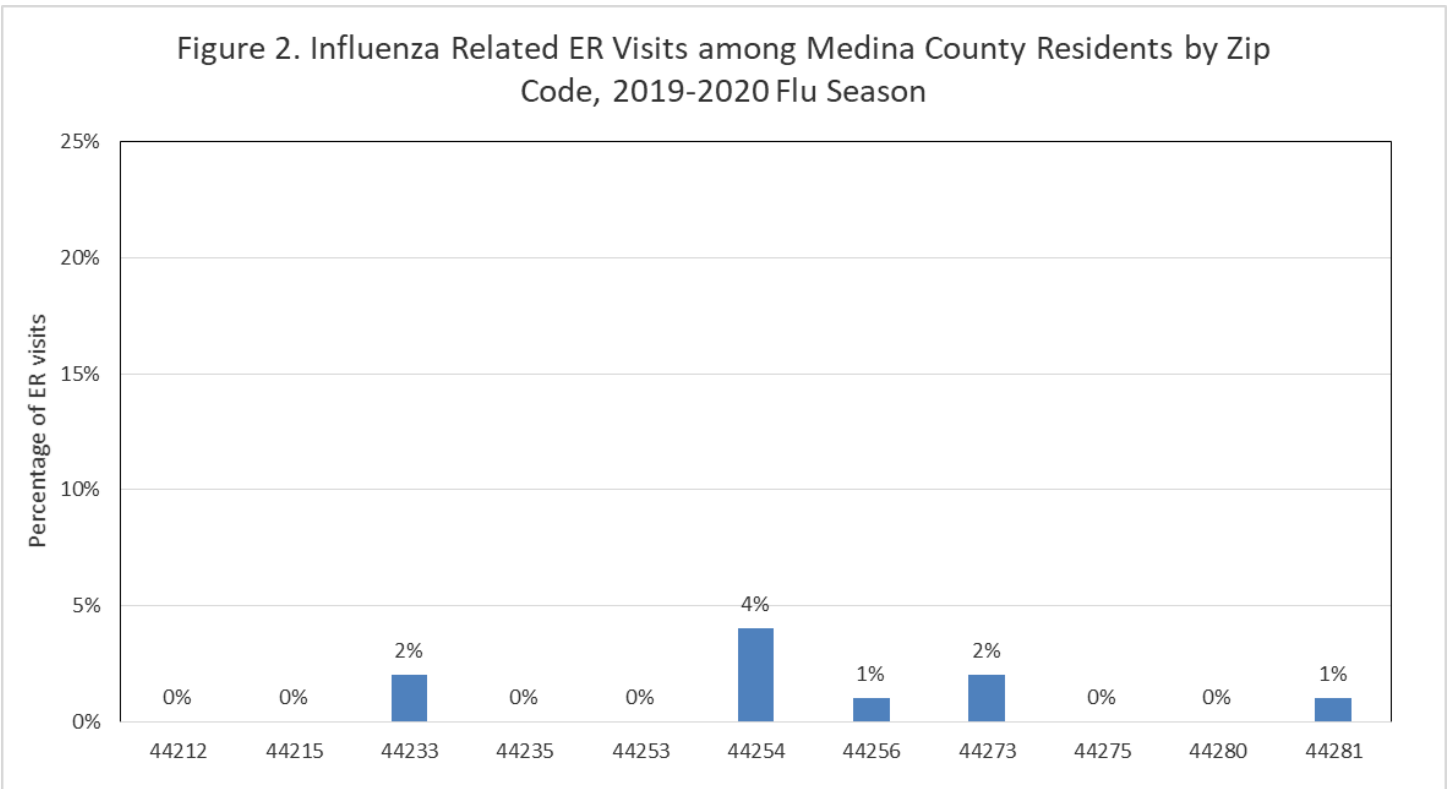
Indicator	Current Week	Previous Week	Trend (# of weeks)	Season to Date
Number of ILI ED visits ¹	14	24	 6	131
Percentage of ILI ED visits ¹	1.8%	1.4%	 2	-
Number of Influenza Hospitalizations ²	5	0	 1	0
Number of Novel Influenza Infections ²	0	0	 6	0
Number of Over-the-Counter ³ Medication Sales (Adult)* Week 43 data	1552	1579	 1	6080
Number of Over-the-Counter ³ Medication Sales (Children)* Week 43 data	92	100	 1	374
Number of Influenza Deaths	0	0	 6	0
Number of Pneumonia Deaths	0	0	 4	1

Over-the-counter (OTC) medication sales do not reflect all OTC medication sales within the county. Please see Figures 5 and 6 for specific medications that are being tracked and monitored. All numbers are preliminary and subject to change.

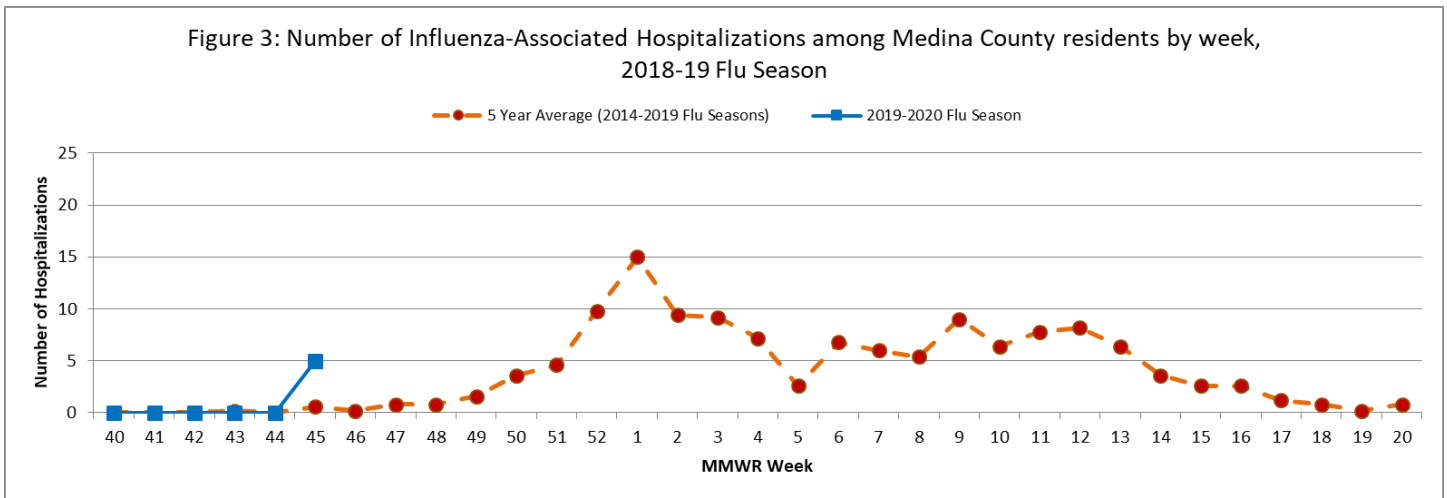
Percentage of ILI ED Visits by Week:



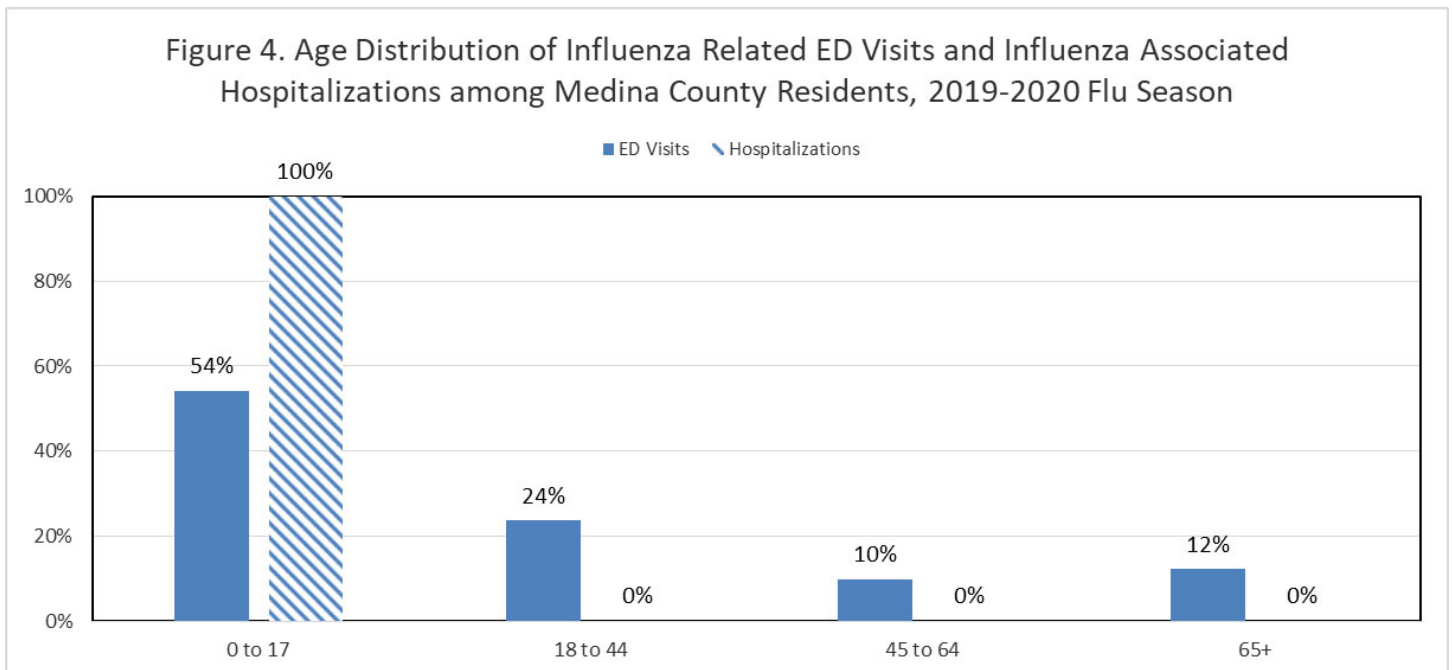
Geographic Distribution of Medina County ILI ED Visits:



Incidence of Influenza-Associated Hospitalizations among Medina County Residents:

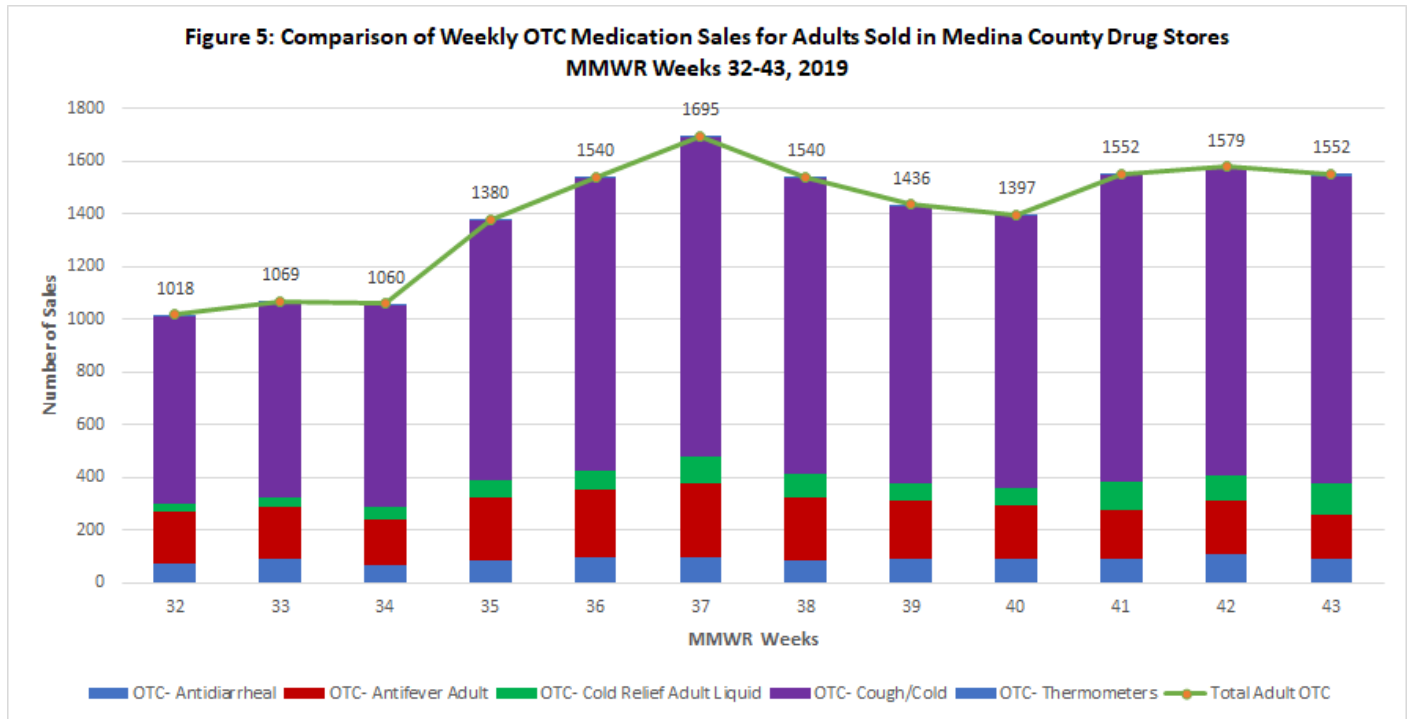


Age Distribution of Influenza ER Visits and Hospitalizations among Medina County Residents:



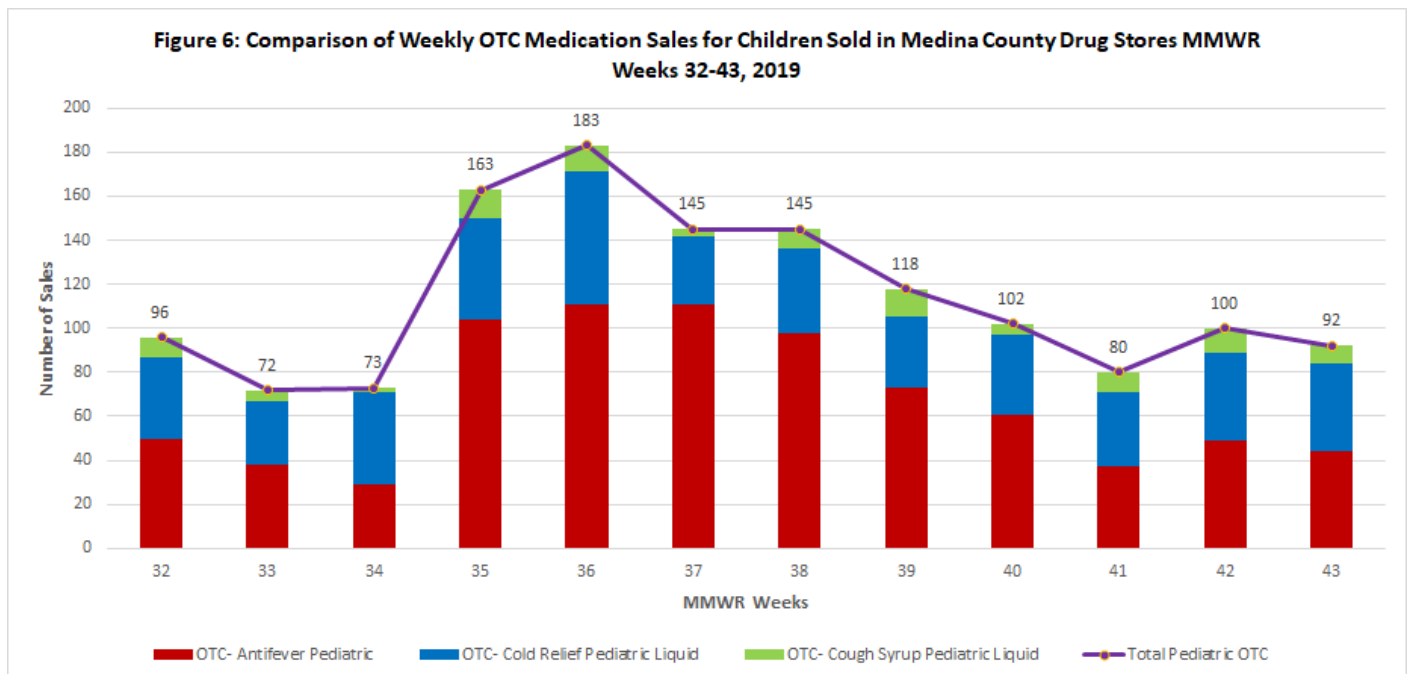
Number of OTC Medication Sales for Adults Sold in Medina County Drug Stores:

Note: week 43 data



Number of OTC Medication Sales for Children Sold in Medina County Drug Stores:

Note: week 43 data



State, Regional, and National Data:

Ohio Surveillance Data:

- **ODH lab** has reported **12 positive** influenza tests from specimens sent from sentinel ILINet providers and hospital clinical labs. 2019-2020 influenza season results: **(1) A/pdmH1N1; (7) A/H3N2; (4) Influenza B;** (through 11/09/2019).
- The **National Respiratory and Enteric Virus Surveillance System (NREVSS)** has reported **6,141** influenza tests performed at participating facilities. 2019-2020 influenza season positive results: **(1) A/pdmH1N1; (0) A/H3N2; (7) Flu A Not Subtyped; and (9) Flu B;** (NREVSS is undergoing site maintenance and updated data for MMWR Week 45 is not yet available, data shown is through 11/02/2019).
- **0 pediatric influenza-associated mortalities** have been reported during the 2019-2020 season (through 11/09/2019).
- No **novel influenza A virus infections** have been reported during the 2019-2020 season (through 11/09/2019).
- Incidence of confirmed **influenza-associated hospitalizations** in 2019-2020 season = **83** (through 11/09/2019).

HHS Regional Surveillance Data*: During week 44 (October 27th – November 2nd, 2019), the proportion of outpatient visits for ILI in Region 5 (Ohio is in Region 5) was 1.46%, which is **below** the regional baseline of 1.9%. Ohio, Pennsylvania, and Michigan reported Sporadic Activity; Kentucky, West Virginia, and Indiana reported Local Activity.

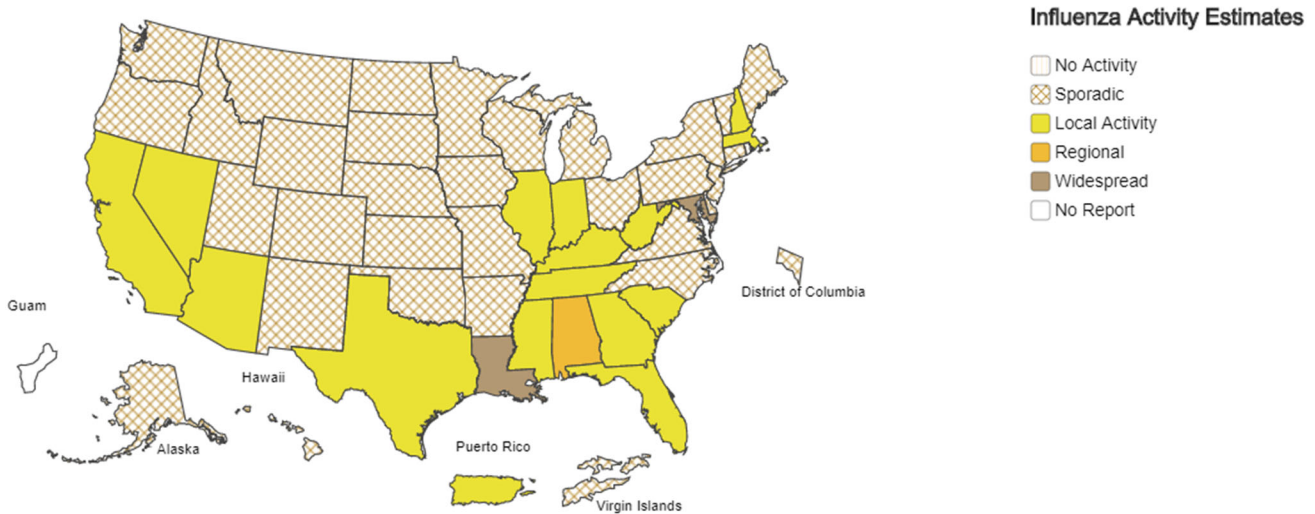
National Surveillance Data*: During week 44 (October 27th – November 2nd, 2019), the majority of U.S. states reported Minimal influenza activity (LA reported High influenza activity). The proportion of outpatient visits for ILI was 2.1%, which is **below** the national baseline of 2.4%. Eight HHS regions reported ILI levels at or above their region-specific baseline level. Nationally, influenza A(H3N2) and B/Victoria viruses have been reported more frequently than other influenza viruses this season; however, influenza A(H1N1)pdm09 viruses are also circulating widely.

***National-level and regional-level data are reported one week later than Ohio state-level data**

A Weekly Influenza Surveillance Report Prepared by the Influenza Division

Weekly Influenza Activity Estimates Reported by State and Territorial Epidemiologists*

Week Ending Nov 02, 2019 - Week 44



*This map indicates geographic spread and does not measure the severity of influenza activity.

Data Sources:

1. **Emergency Department Visits (EpiCenter):** EpiCenter collects emergency department chief complaint data from hospitals and urgent care facilities across Medina County and classifies them into symptom and syndrome categories. Rates for chief complaints regarding fever + ILI and other symptoms commonly detected during the flu season are analyzed.
2. **Influenza-Associated Hospitalizations (ODRS):** Influenza-associated hospitalizations and novel influenza infections are reported by the Medina County Health Department and hospitals using the Ohio Disease Reporting System (ODRS). Hospitalizations can be used as an indicator of the severity of illness during a particular influenza season. This condition became reportable in January 2009.
3. **National Retail Data Monitor (NRDM):** NRDM collects over-the-counter medication sales at drug stores located within Medina County. Medication sales are broken down by adult and pediatric.

Medina County Health Department

4800 Ledgewood Drive, Medina, Ohio 44256

330-723-9688, option 2

Services are partially supported by your local health levy. We are an equal opportunity provider.