









Summary:

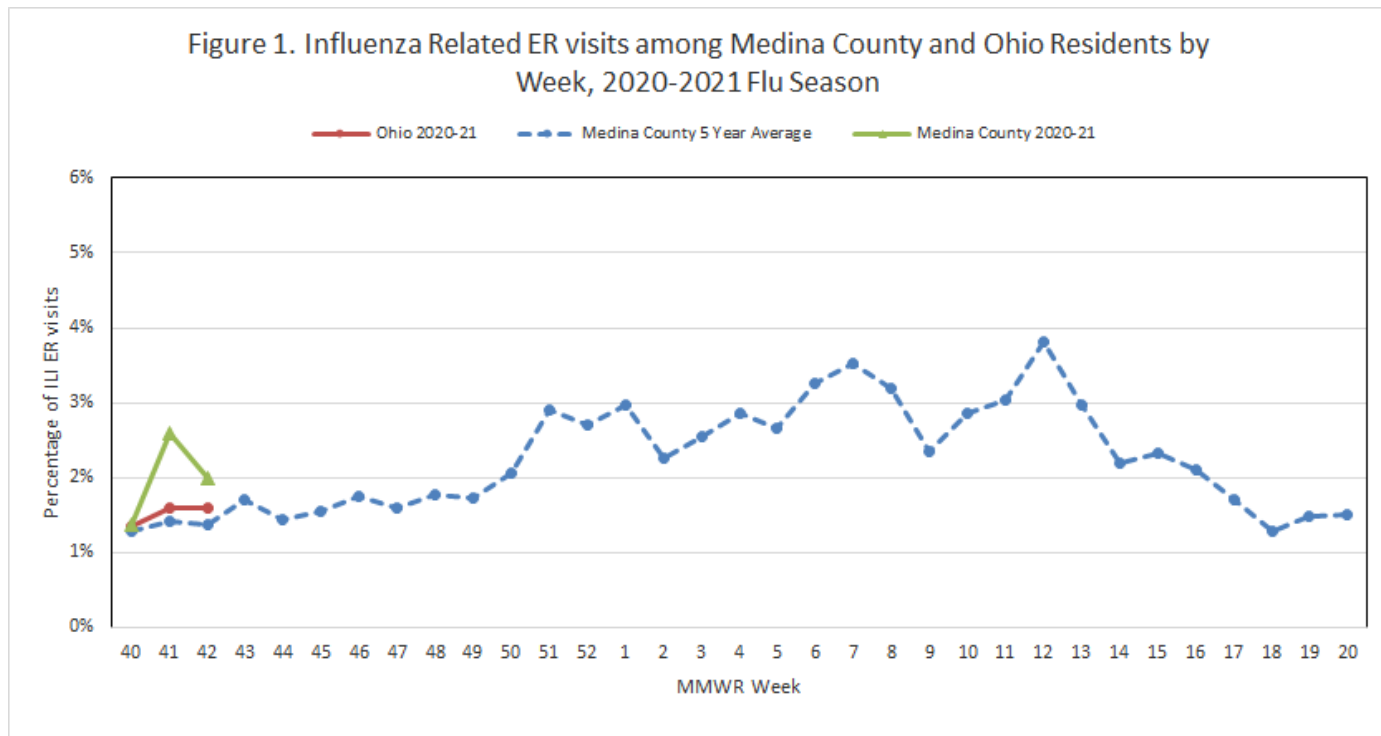
Public health surveillance data indicates levels of influenza like illness (ILI) are trending above the historical 5 year average for Medina County for ILI emergency department (ED) visits and trending the same as the historical 5 year average for Influenza hospitalizations. The percentage of ILI emergency department (ED) visits among Medina County residents are above the statewide levels (Figure 1). The geographic distribution of ILI ED visits has increased with influenza activity found in over half of the county's zip codes (Figure 2). There were 0 influenza-associated hospitalizations and 0 novel influenza infections reported to the Medina County Health Department during week 42. The incidence of influenza associated hospitalizations is the same as the 5 year average (Figure 3). The frequency of ILI associated hospitalizations is not applicable for this week while the highest frequency of ILI ED visits are among those aged 25 to 49 years of age (Figure 4). Over-the-counter medication sales for adults are trending downward and over-the-counter medication sales for children are trending downward (Figures 5 and 6).

Dashboard:

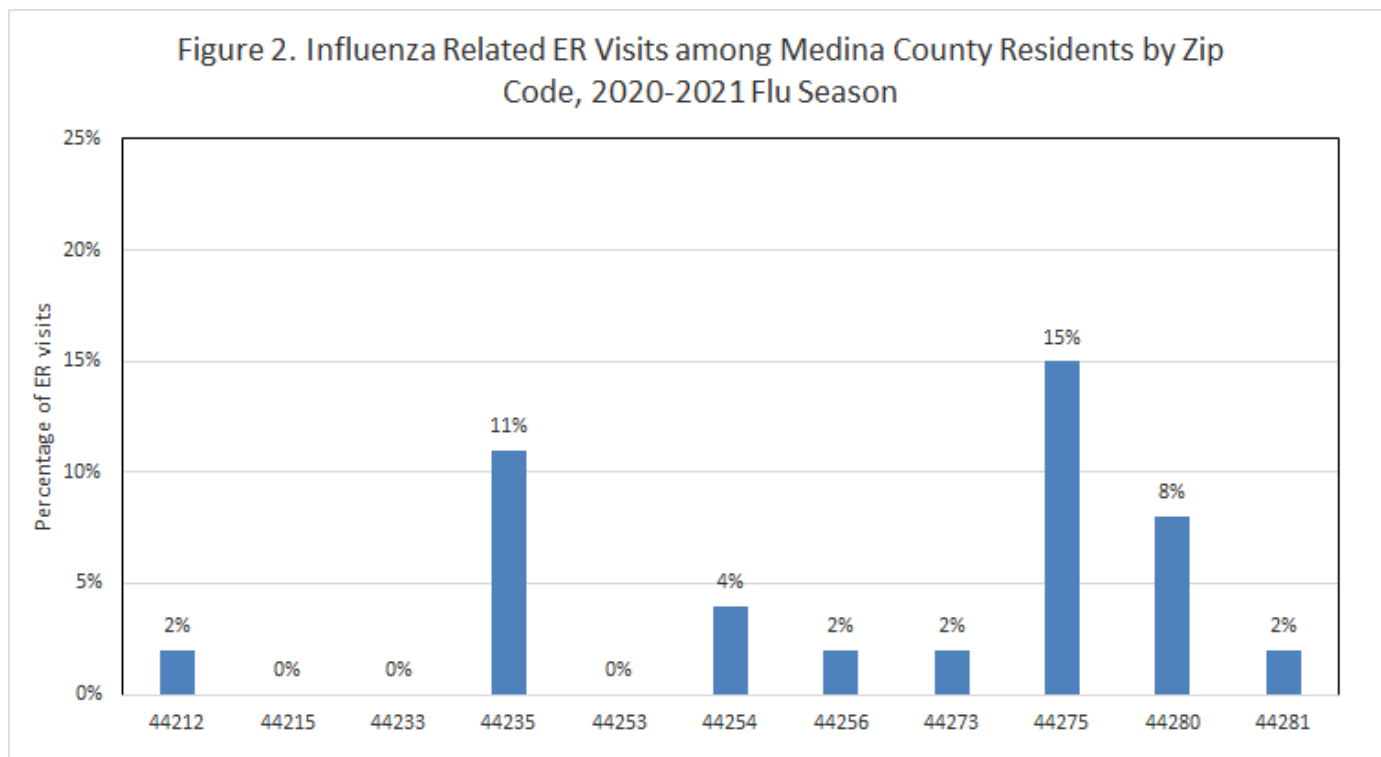
Indicator	Current Week	Previous Week	Trend (# of weeks)	Season to Date
Number of ILI ED visits ¹	24	33	 1	74
Percentage of ILI ED visits ¹	2.0%	2.6%	 1	-
Number of Influenza Hospitalizations ²	0	0	 3	0
Number of Novel Influenza Infections ²	0	0	 3	0
Number of Over-the-Counter ³ Medication Sales (Adult)*	1243	1344	 1	3786
Number of Over-the-Counter ³ Medication Sales (Children)*	85	100	 1	286
Number of Influenza Deaths	0	0	 3	0
Number of Pneumonia Deaths	1	0	 1	0

Over-the-counter (OTC) medication sales do not reflect all OTC medication sales within the county. Please see Figures 5 and 6 for specific medications that are being tracked and monitored. All numbers are preliminary and subject to change.

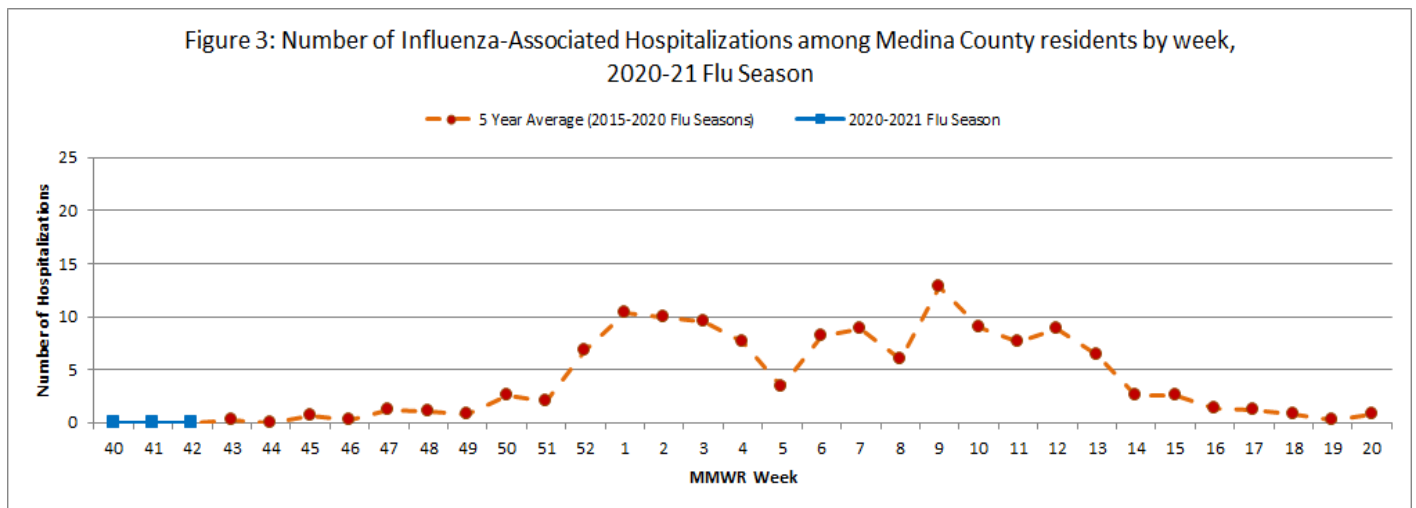
Percentage of ILI ED Visits by Week:



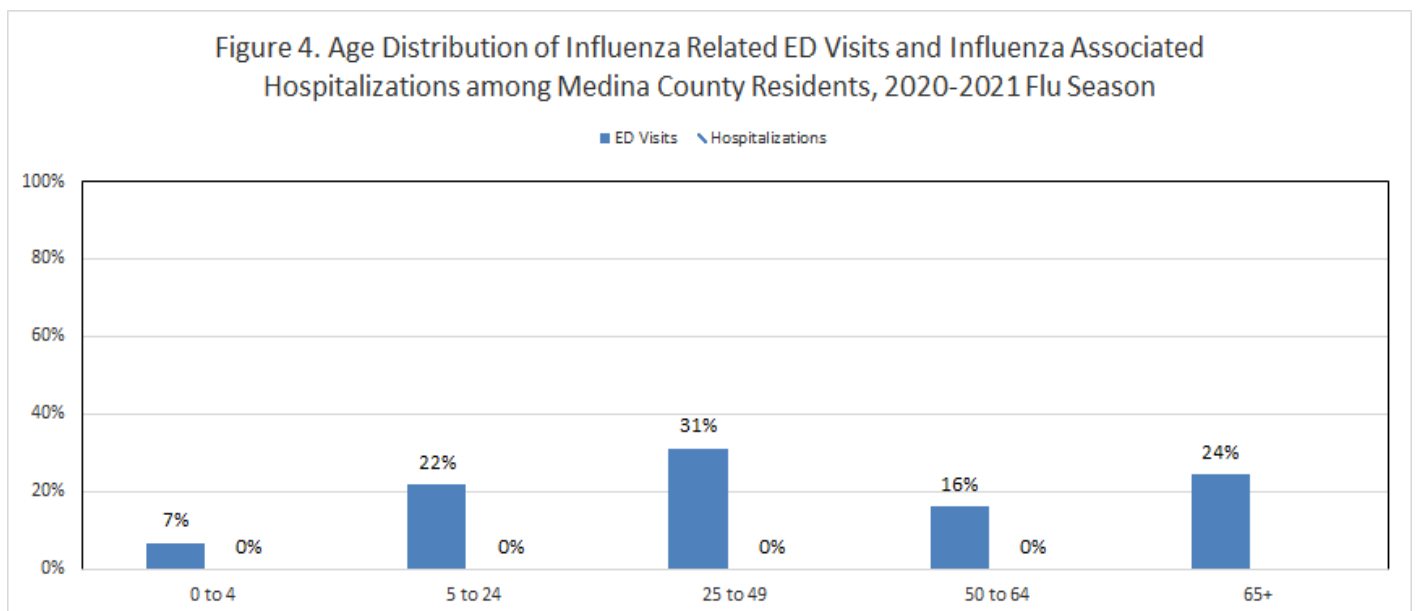
Geographic Distribution of Medina County ILI ED Visits:



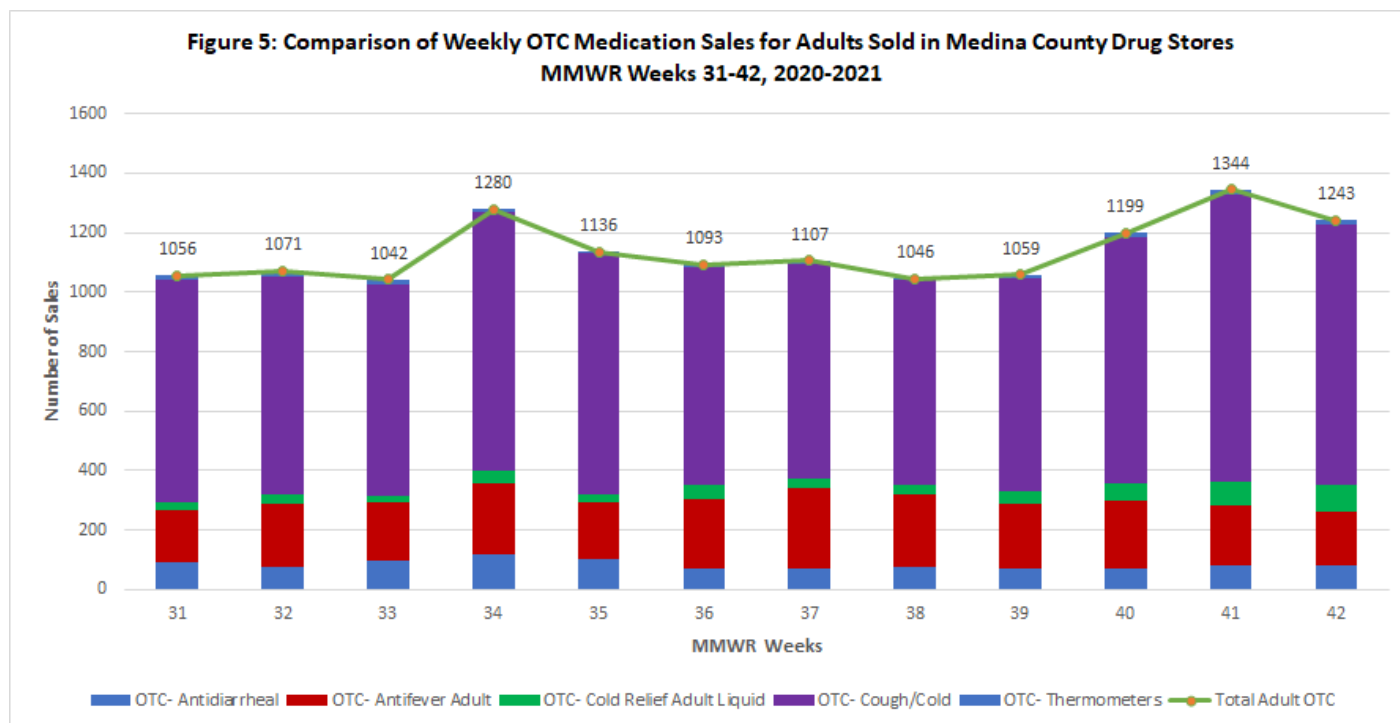
Incidence of Influenza-Associated Hospitalizations among Medina County Residents:



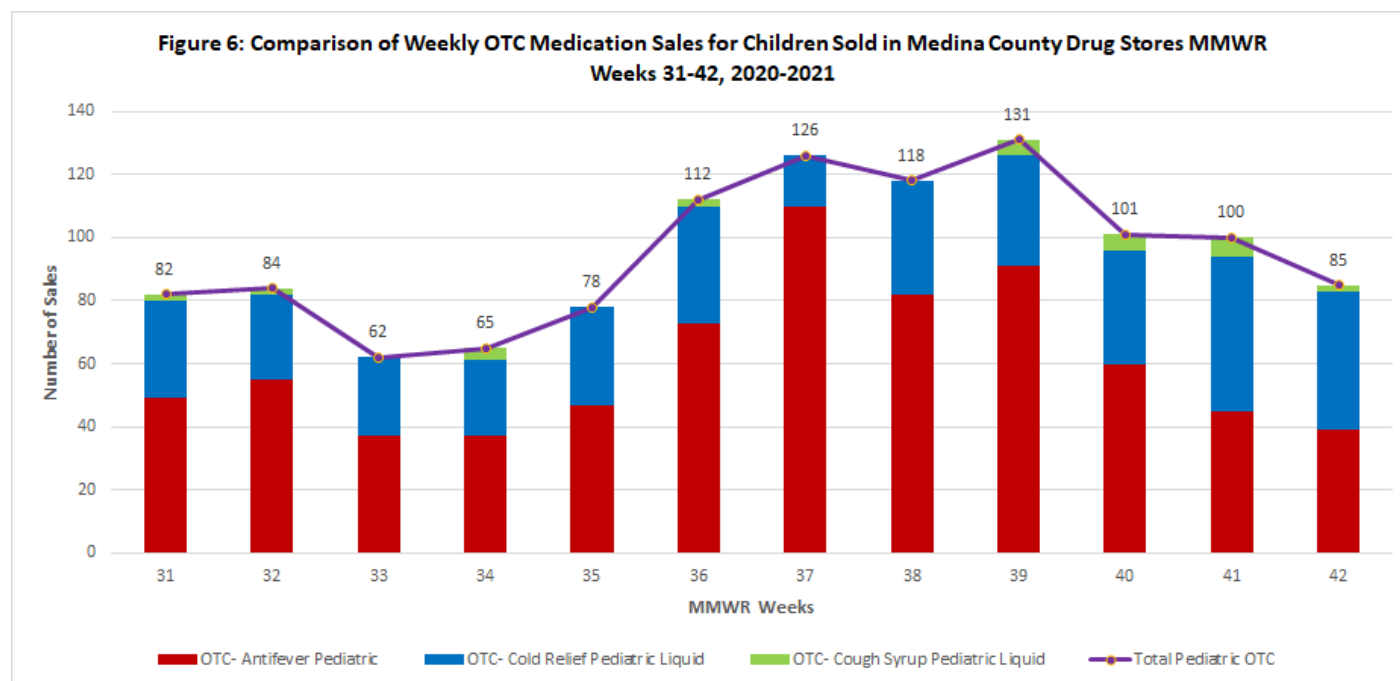
Age Distribution of Influenza ER Visits and Hospitalizations among Medina County Residents:



Number of OTC Medication Sales for Adults Sold in Medina County Drug Stores:



Number of OTC Medication Sales for Children Sold in Medina County Drug Stores:



State, Regional, and National Data:

Ohio Surveillance Data:

ODH lab has reported **1** influenza test from specimens sent from various submitters. 2020-2021 influenza season results: **(0) A/pdmH1N1; (0) A/H3N2; (1) Influenza B; (0) Negative** (through 10/17/2020).

The **National Respiratory and Enteric Virus Surveillance System (NREVSS)** has reported **2,625** influenza tests performed at participating facilities. 2020-2021 influenza season positive results: **(0) A/pdmH1N1, (0) A/H3N2, (6) Flu A Not Subtyped, and (6) Flu B** (through 10/17/2020).

No **pediatric influenza-associated mortalities** have been reported during the 2020-2021 season (through 10/17/2020).

No **novel influenza A virus infections** have been reported during the 2020-2021 season (through 10/17/2020).

Incidence of confirmed **influenza-associated hospitalizations** in 2020-2021 season = **5** (through 10/17/2020).

HHS Regional Surveillance Data*: During week 41 (October 4th - October 10th, 2020), the percentage of outpatient visits for influenza-like illness (ILI) in Region 5 (Ohio is in Region 5) was 0.8%, which is **below** the regional baseline of 1.9%.

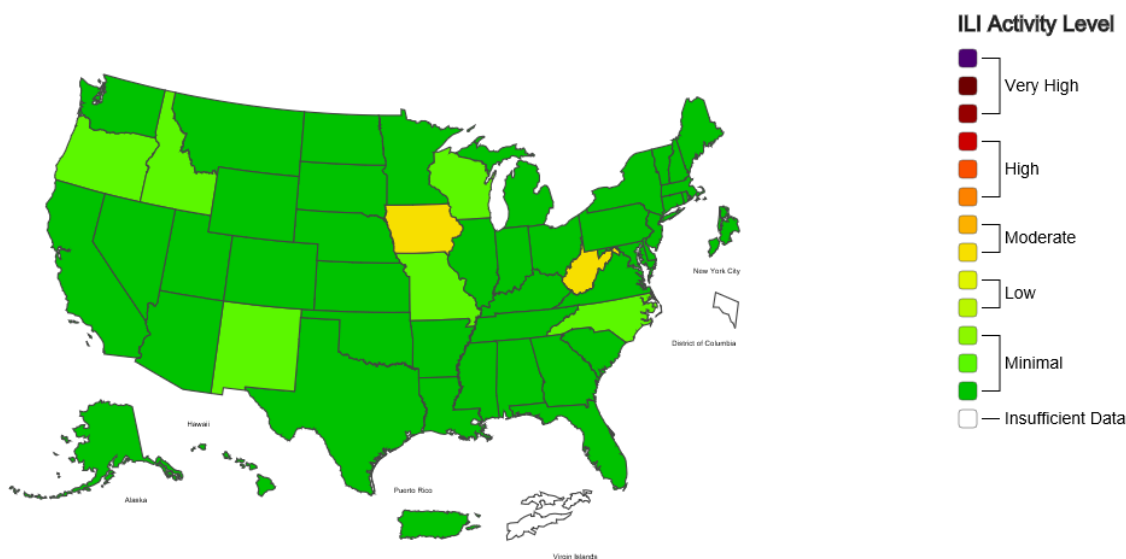
National Surveillance Data*: During week 41 (October 4th - October 10th, 2020), all U.S. states reported Minimal or Low influenza activity reported by sentinel ILINet providers. The percentage of outpatient visits for ILI increased to 1.2%, which is **below** the national baseline of 2.6%. All 10 HHS regions reported ILI levels below their region-specific baseline levels.

*National-level and regional-level data are reported one week later than Ohio state-level.

A Weekly Influenza Surveillance Report Prepared by the Influenza Division

Influenza-Like Illness (ILI) Activity Level Indicator Determined by Data Reported to ILINet

2020-21 Influenza Season Week 41 ending Oct 10, 2020



Data Sources:

- 1. Emergency Department Visits (EpiCenter):** EpiCenter collects emergency department chief complaint data from hospitals and urgent care facilities across Medina County and classifies them into symptom and syndrome categories. Rates for chief complaints regarding fever + ILI and other symptoms commonly detected during the flu season are analyzed.
- 2. Influenza-Associated Hospitalizations (ODRS):** Influenza-associated hospitalizations and novel influenza infections are reported by the Medina County Health Department and hospitals using the Ohio Disease Reporting System (ODRS). Hospitalizations can be used as an indicator of the severity of illness during a particular influenza season. This condition became reportable in January 2009.
- 3. National Retail Data Monitor (NRDM):** NRDM collects over-the-counter medication sales at drug stores located within Medina County. Medication sales are broken down by adult and pediatric.

Medina County Health Department

4800 Ledgewood Drive, Medina, Ohio 44256

330-723-9688, option 2

Services are partially supported by your local health levy. We are an equal opportunity provider.