



Weekly Influenza Activity Report

MMWR Week 40 (9/27/20-10/3/20)

Date Completed: 10/8/20

Summary:

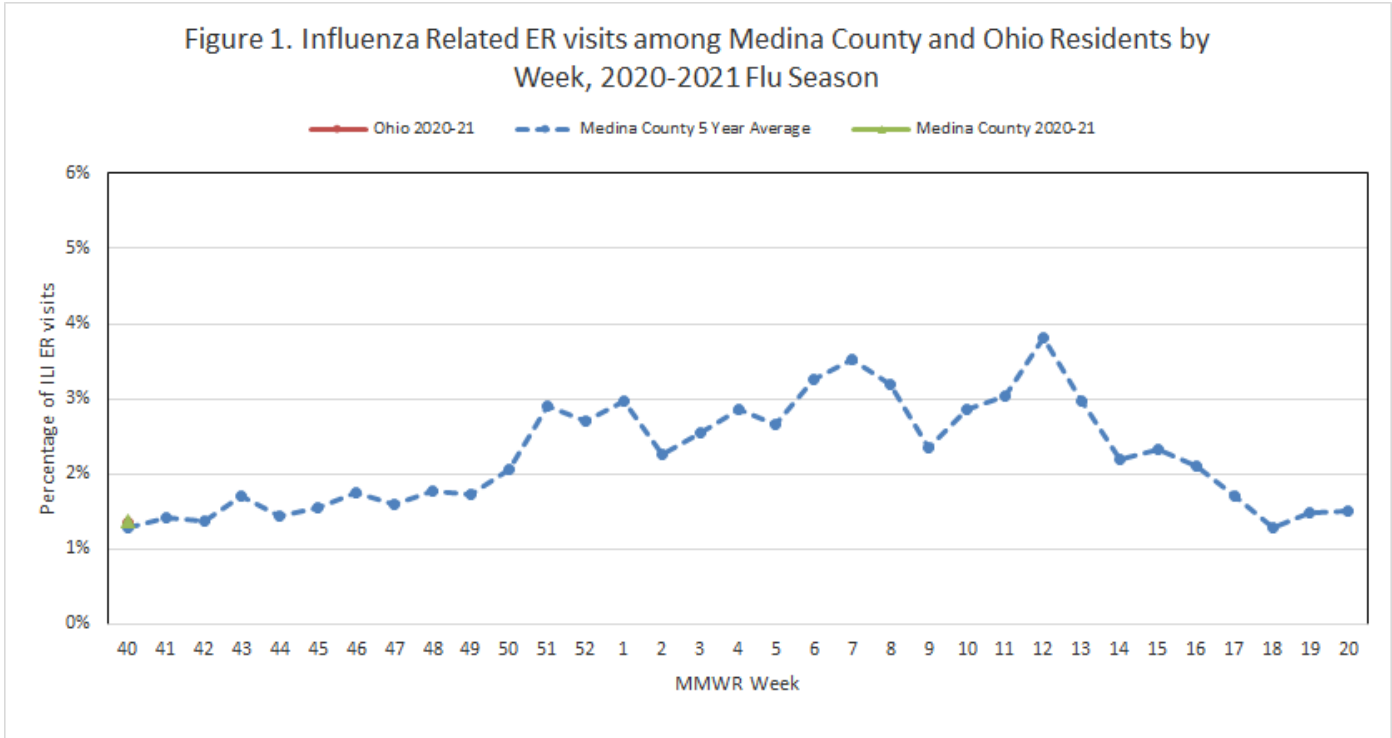
Public health surveillance data indicates levels of influenza like illness (ILI) are trending slightly above the historical 5 year average for Medina County for ILI emergency department (ED) visits and trending the same as the historical 5 year average for Influenza hospitalizations. The percentage of ILI emergency department (ED) visits among Medina County residents are the same as the statewide levels (Figure 1). The geographic distribution of ILI ED visits has stayed the same with influenza activity found in about half of the county's zip codes (Figure 2). There were 0 influenza-associated hospitalizations and 0 novel influenza infections reported to the Medina County Health Department during week 40. The incidence of influenza associated hospitalizations is the same as the 5 year average (Figure 3). The frequency of ILI associated hospitalizations is not applicable for this week while the highest frequency of ILI ED visits are among those aged 18 to 44 years of age (Figure 4). Over-the-counter medication sales for adults are trending downward and over-the-counter medication sales for children are trending downward.

Dashboard:

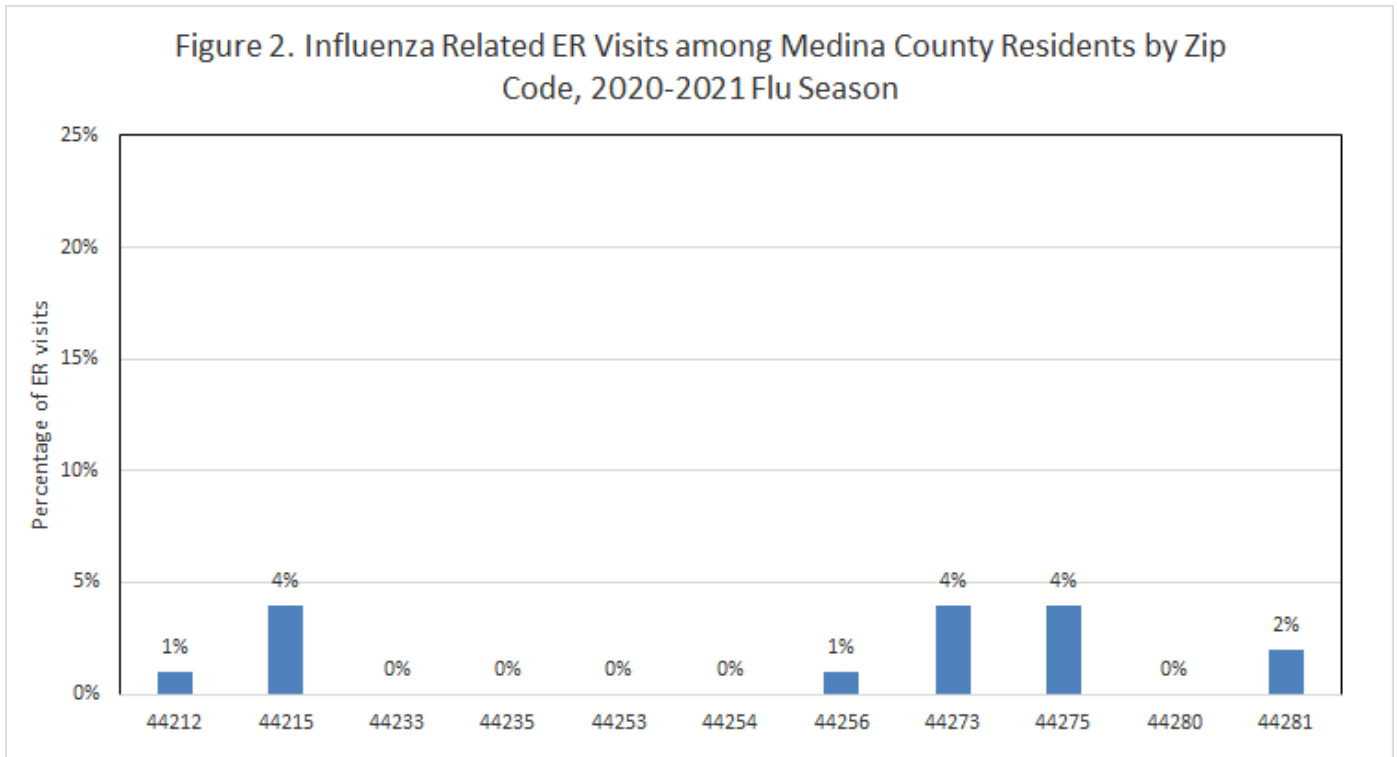
Indicator	Current Week	Previous Week	Trend (# of weeks)	Season to Date
Number of ILI ED visits ¹	17	21	1	17
Percentage of ILI ED visits ¹	1.4%	1.8%	1	-
Number of Influenza Hospitalizations ²	0	0	1	0
Number of Novel Influenza Infections ²	0	0	1	0
Number of Over-the-Counter ³ Medication Sales (Adult)*	1199	1059	1	1199
Number of Over-the-Counter ³ Medication Sales (Children)*	101	131	1	101
Number of Influenza Deaths	0	0	1	0
Number of Pneumonia Deaths	0	0	1	0

Over-the-counter (OTC) medication sales do not reflect all OTC medication sales within the county. Please see Figures 5 and 6 for specific medications that are being tracked and monitored. All numbers are preliminary and subject to change.

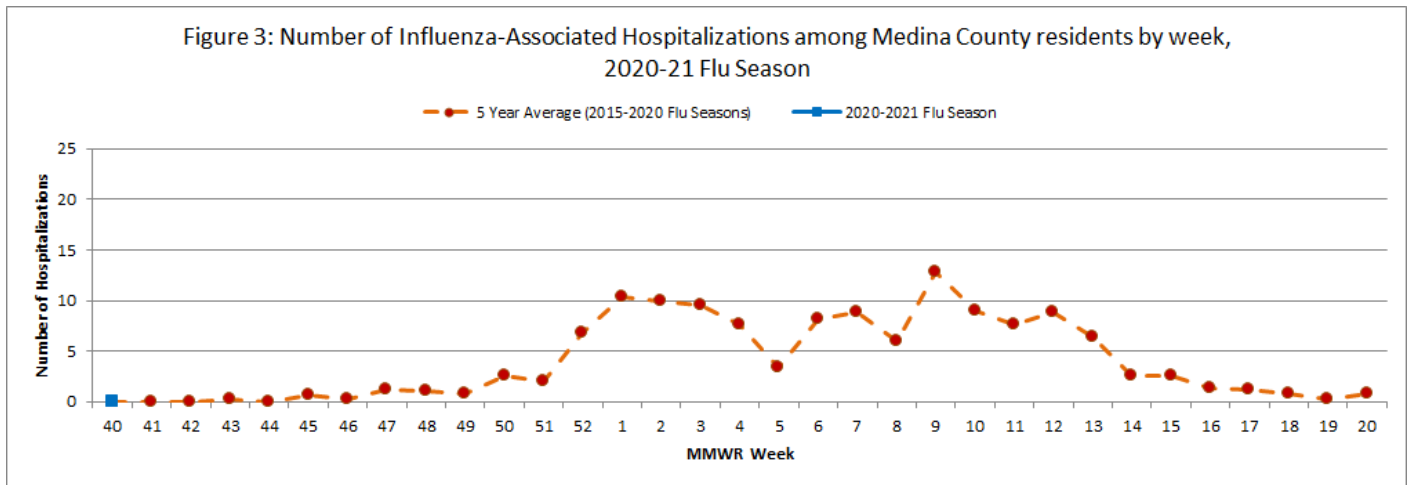
Percentage of ILI ED Visits by Week:



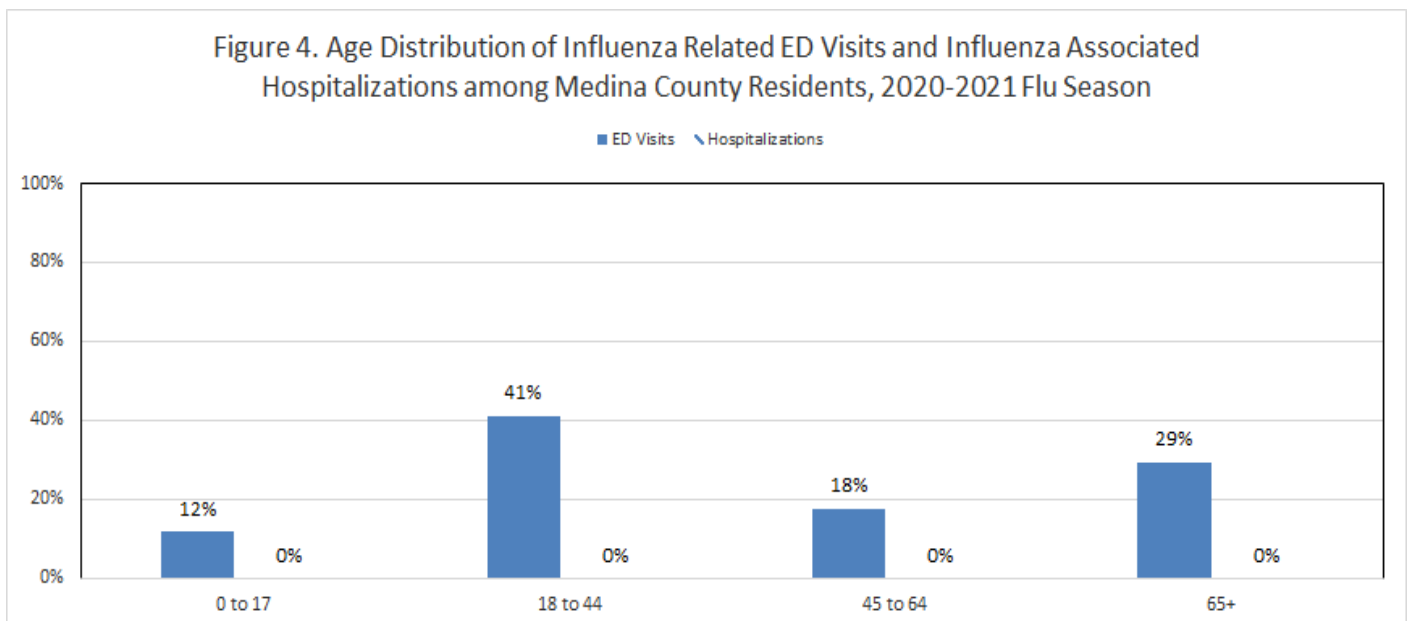
Geographic Distribution of Medina County ILI ED Visits:



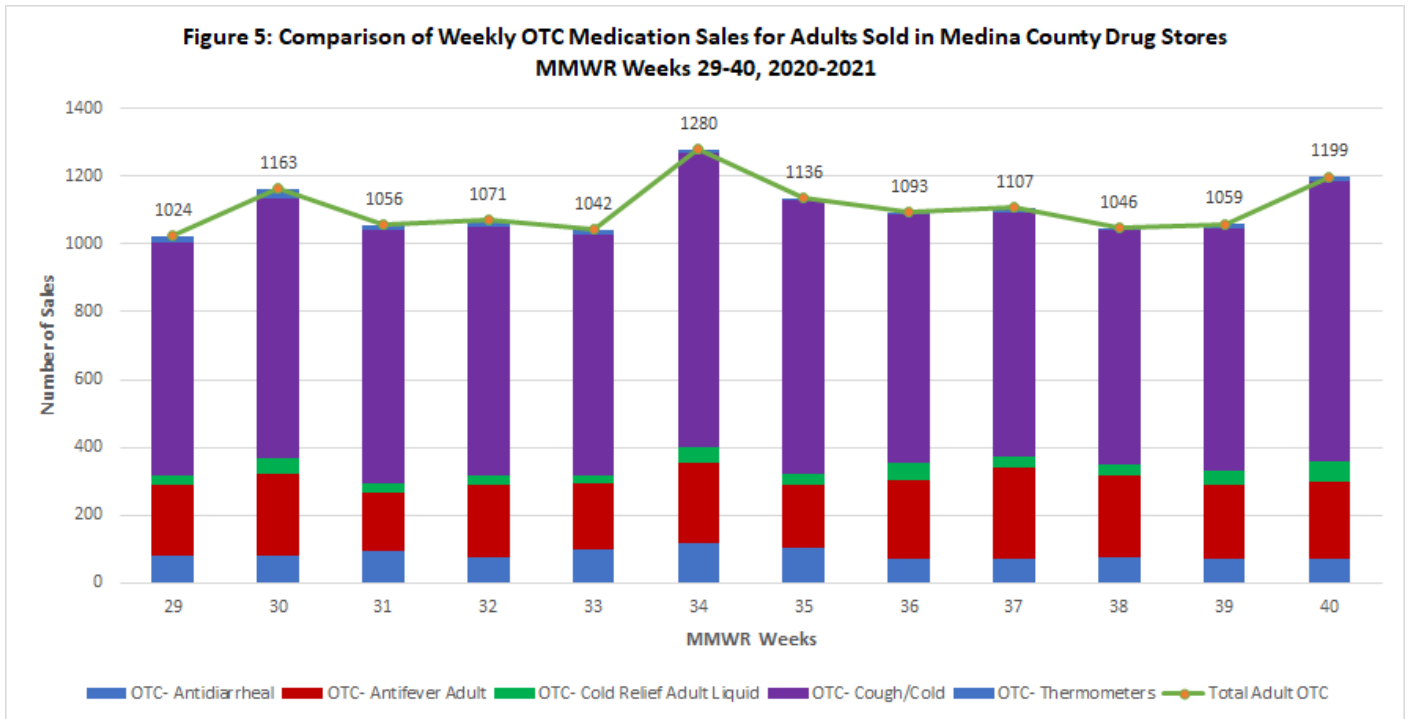
Incidence of Influenza-Associated Hospitalizations among Medina County Residents:



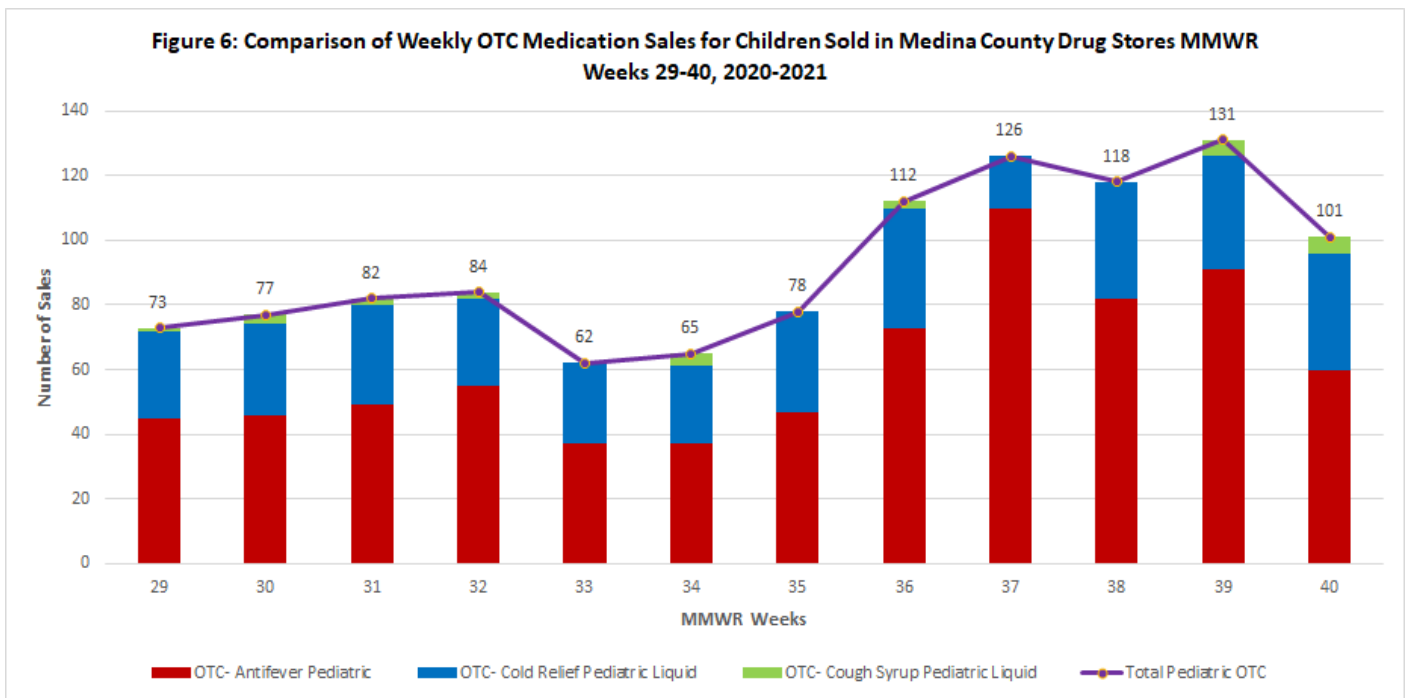
Age Distribution of Influenza ER Visits and Hospitalizations among Medina County Residents:



Number of OTC Medication Sales for Adults Sold in Medina County Drug Stores:



Number of OTC Medication Sales for Children Sold in Medina County Drug Stores:



State, Regional, and National Data:

Ohio Surveillance Data:

ODH lab has reported **0** influenza test from specimens sent from various submitters. 2020-2021 influenza season results: **(0) A/pdmH1N1; (0) A/H3N2; (0) Influenza B; (0) Negative** (through 10/3/2020).

The **National Respiratory and Enteric Virus Surveillance System (NREVSS)** has reported **536** influenza tests performed at participating facilities. 2020-2021 influenza season positive results: **(0) A/pdmH1N1, (0) A/H3N2, (0) Flu A Not Subtyped, and (0) Flu B** (through 10/3/2020).

No **pediatric influenza-associated mortalities** have been reported during the 2020-2021 season (through 10/3/2020).

No **novel influenza A virus infections** have been reported during the 2020-2021 season (through 10/3/2020).

Incidence of confirmed **influenza-associated hospitalizations** in 2020-2021 season = **2** (through 10/3/2020).

HHS Regional Surveillance Data*: National and regional-level influenza surveillance data from CDC are reported one week later than Ohio state-level data. National MMWR week 40 data will be available in the MMWR week 41 flu report.

*National-level and regional-level data are reported one week later than Ohio state-level.

*** CDC Fluview map unavailable until Week 41***

Data Sources:

- 1. Emergency Department Visits (EpiCenter):** EpiCenter collects emergency department chief complaint data from hospitals and urgent care facilities across Medina County and classifies them into symptom and syndrome categories. Rates for chief complaints regarding fever + ILI and other symptoms commonly detected during the flu season are analyzed.
- 2. Influenza-Associated Hospitalizations (ODRS):** Influenza-associated hospitalizations and novel influenza infections are reported by the Medina County Health Department and hospitals using the Ohio Disease Reporting System (ODRS). Hospitalizations can be used as an indicator of the severity of illness during a particular influenza season. This condition became reportable in January 2009.
- 3. National Retail Data Monitor (NRDM):** NRDM collects over-the-counter medication sales at drug stores located within Medina County. Medication sales are broken down by adult and pediatric.

Medina County Health Department

4800 Ledgewood Drive, Medina, Ohio 44256

330-723-9688, option 2

Services are partially supported by your local health levy. We are an equal opportunity provider.