

### Summary:

Public health surveillance data indicates levels of influenza like illness (ILI) is similar to the previous week in Medina County. As of week 52, the percentage of ILI emergency department (ED) visits decreased from the previous week. ILI ED visits were similar to statewide levels and below the historical average (Figure 1). Data for the current week is delayed as Ohio finalizes the transition between syndromic surveillance vendors. There were 0 influenza-associated hospitalizations and 0 novel influenza infections reported to the Medina County Health Department during the week. The incidence of influenza associated hospitalizations is below the 5-year historical average (Figure 3). The highest frequency of ILI ED visits are among those 65 years of age or older (Figure 4). Over-the-counter medication sales for adults and children are trending upward compared to the previous week (Figures 5 and 6).

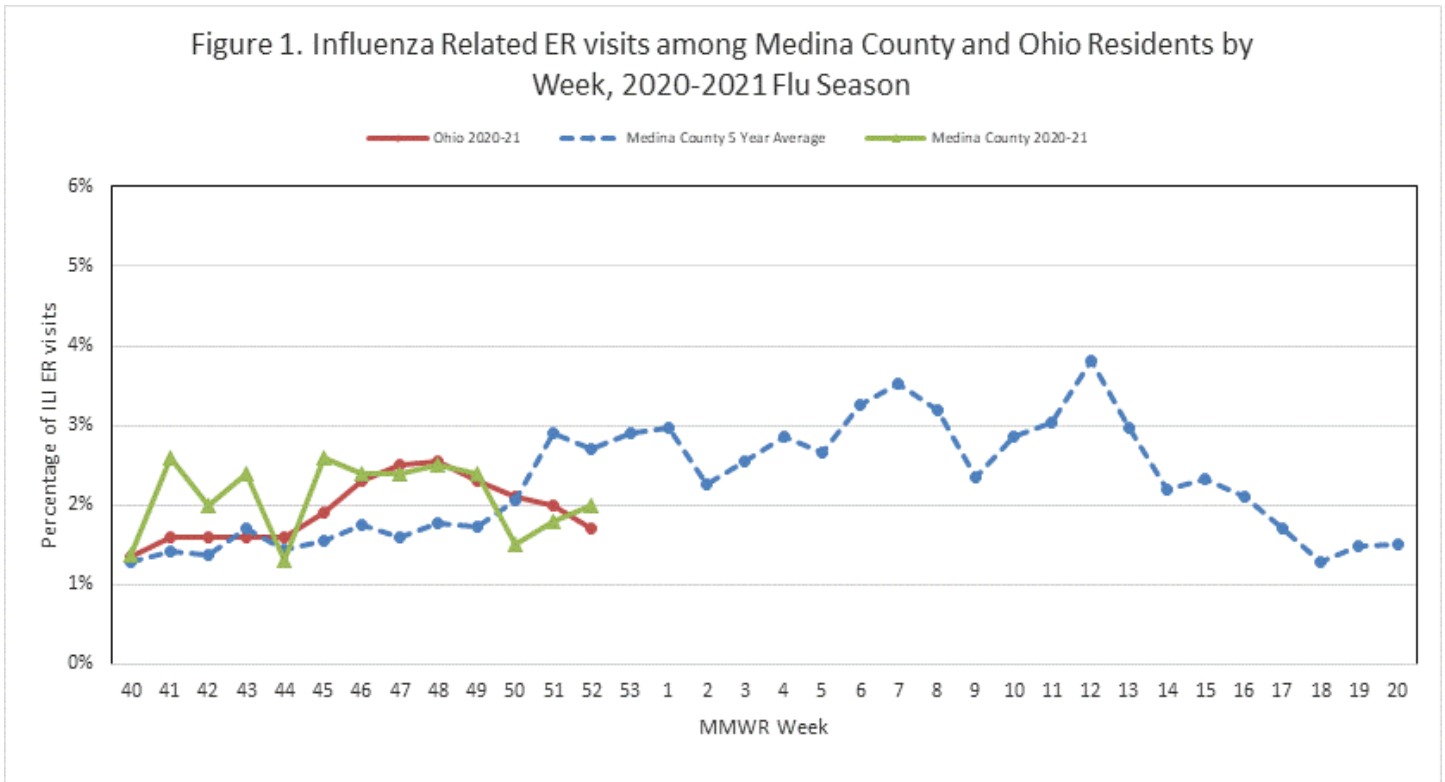
### Dashboard:

Indicator	Current Week	Previous Week	Trend (# of weeks)	Season to Date
Number of ILI ED visits <sup>1±</sup>	n/a	n/a		331
Percentage of ILI ED visits <sup>1±</sup>	n/a	n/a		-
Number of Influenza Hospitalizations <sup>2</sup>	0	0	↔ 6	3
Number of Novel Influenza Infections <sup>2</sup>	0	0	↔ 34	0
Number of Over-the-Counter <sup>3</sup> Medication Sales (Adult)*	1,299	1,179	↑ 2	38,554
Number of Over-the-Counter <sup>3</sup> Medication Sales (Children)*	107	86	↑ 1	2,989
Number of Influenza Deaths	0	0	↔ 34	0
Number of Pneumonia Deaths	0	0	↔ 1	24

\*Over-the-counter (OTC) medication sales do not reflect all OTC medication sales within the county. Please see Figures 5 and 6 for specific medications that are being tracked and monitored. All numbers are preliminary and subject to change.\*

## Percentage of ILI ED Visits by Week:

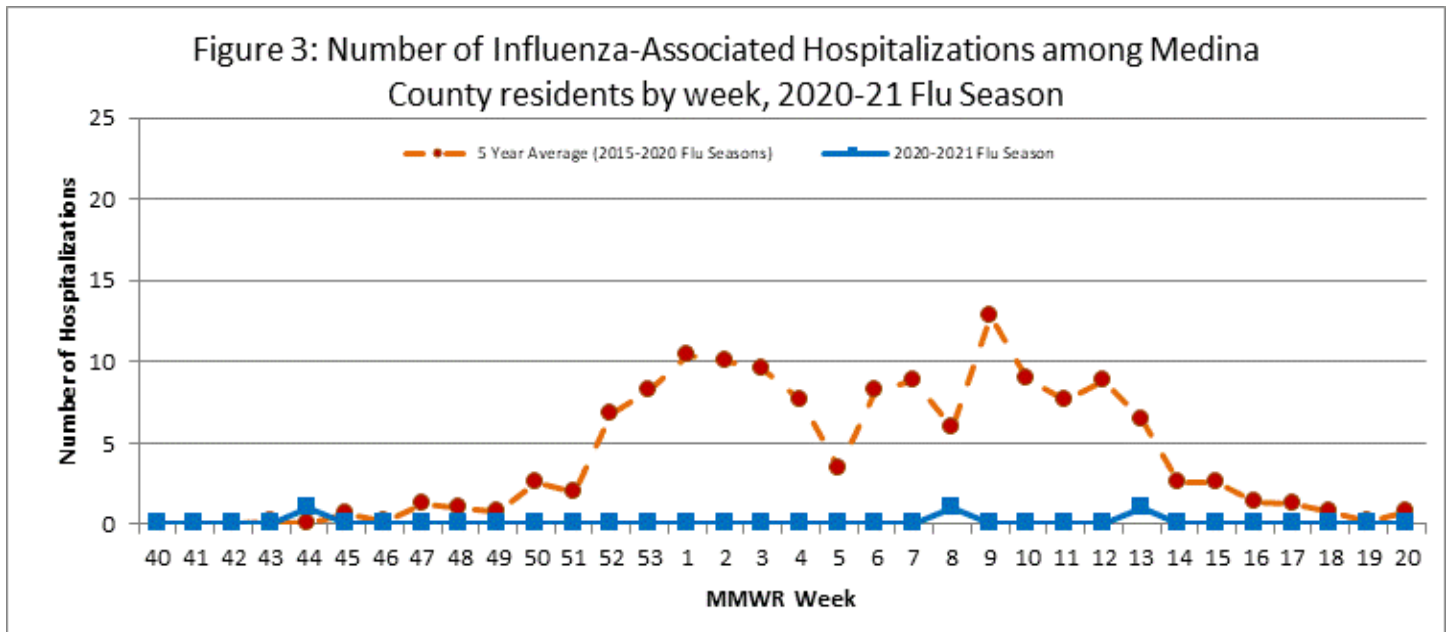
Data for the current week is delayed as Ohio finalizes the transition between syndromic surveillance vendors.



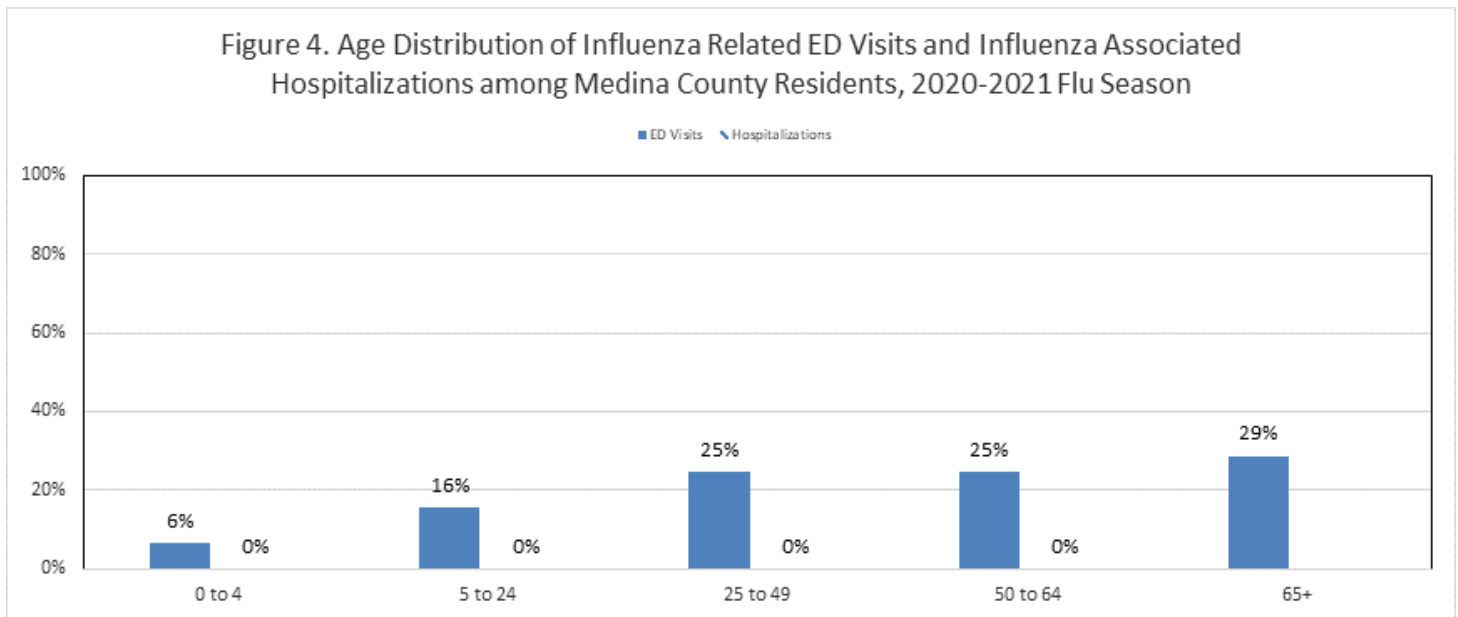
## Geographic Distribution of Medina County ILI ED Visits:

Data for the current week is delayed as Ohio finalizes the transition between syndromic surveillance vendors.

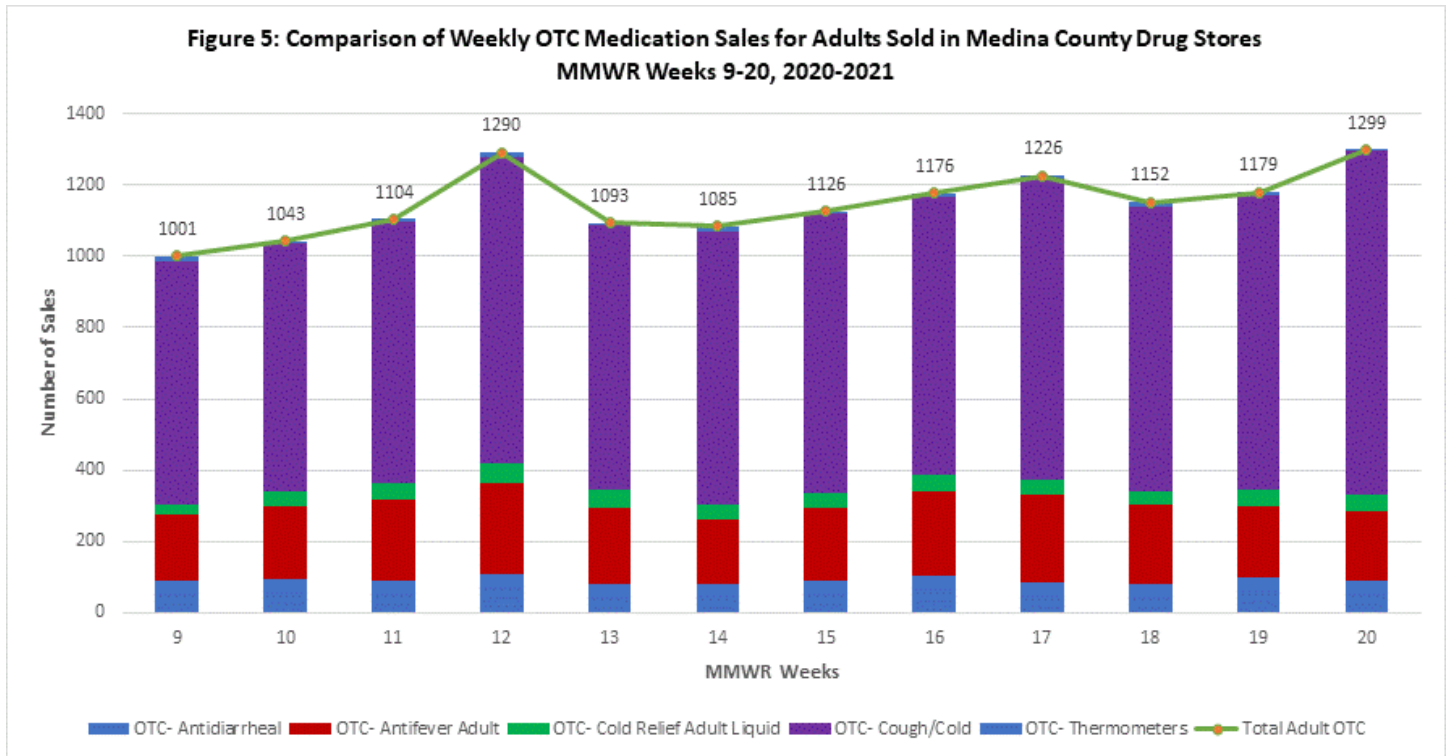
**Incidence of Influenza-Associated Hospitalizations among Medina County Residents:**



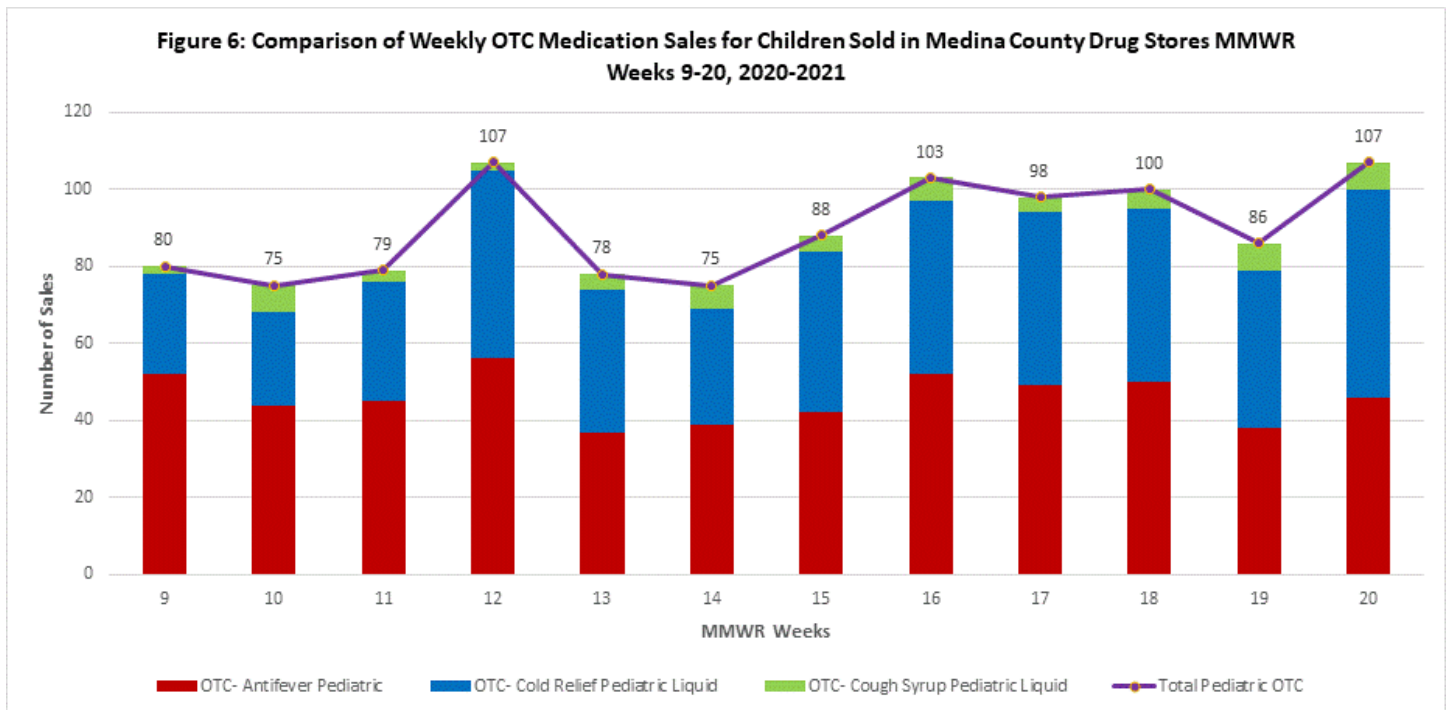
**Age Distribution of Influenza ED Visits and Hospitalizations among Medina County Residents:**



## Number of OTC Medication Sales for Adults Sold in Medina County Drug Stores:



## Number of OTC Medication Sales for Children Sold in Medina County Drug Stores:



## State, Regional, and National Data:

### **Ohio Surveillance Data:**

- The Ohio Department of Health Laboratory has tested 19 specimens for influenza during the 2020-2021 influenza season; of these, 0 tested positive for influenza A(H1N1pdm09), 0 for influenza A (H3N2), 2 for influenza A (not subtyped), 0 for influenza B, and 17 were negative (through 05/22/2021).
- The National Respiratory and Enteric Virus Surveillance System (NREVSS) and U.S. World Health Organization (WHO) Collaborating Laboratories reported 37,287 tests for influenza performed at participating facilities; of these, 0 tested positive for influenza A(H1N1pdm09), 2 for influenza A(H3N2), 36 for influenza A (subtyping not performed), and 19 for influenza B (through 05/15/2021; 2020-2021 season positive influenza testing data reflects a two-week lag to ensure data completeness).
- No pediatric influenza-associated mortalities have been reported so far during the 2020-2021 influenza season (through 05/22/2021).
- No novel influenza A virus infections have been reported so far during the 2020-2021 influenza season (through 05/22/2021).
- Incidence of confirmed influenza-associated hospitalizations in 2020-2021 season = 122 (through 05/22/2021).

**HHS Regional Surveillance Data\*:** During week 19 (May 9th – May 15th, 2021), the percentage of outpatient visits for influenza-like illness (ILI) in Region 5 (Ohio is in Region 5) was 0.8%, which is below the regional baseline of 1.9%.

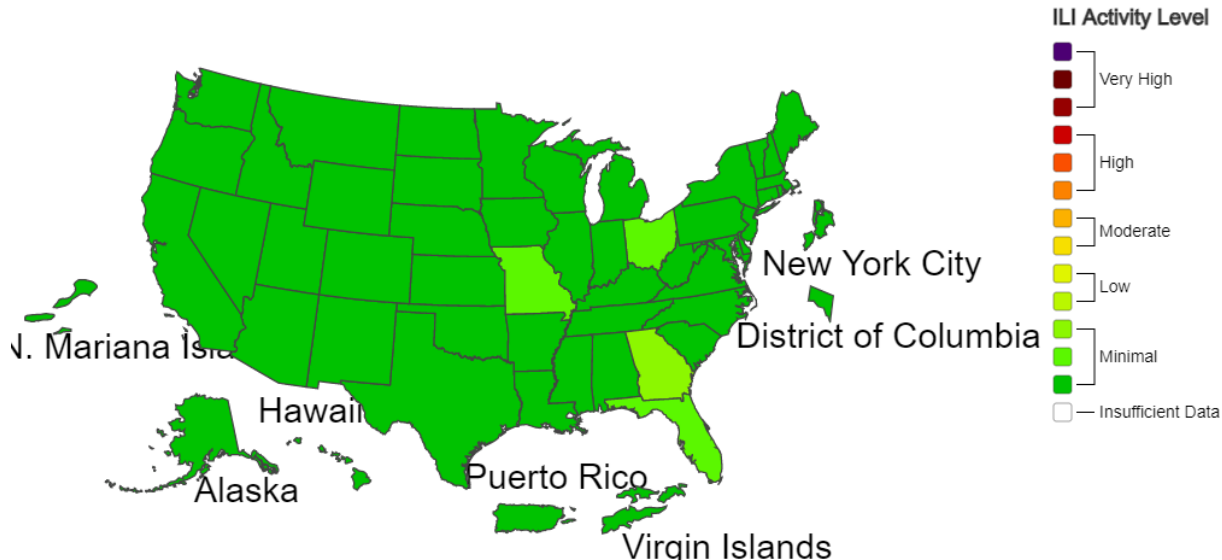
**National Surveillance Data\*:** During week 19 (May 9th – May 15th, 2021), all U.S. states reported minimal influenza activity reported by sentinel ILINet providers. The percentage of outpatient visits for ILI remained at 1.2%, which is below the national baseline of 2.6%. All 10 HHS regions reported ILI levels below their region-specific baseline levels.

\*National-level and regional-level data are reported one week later than Ohio state-level data.

A Weekly Influenza Surveillance Report Prepared by the Influenza Division

Influenza-Like Illness (ILI) Activity Level Indicator Determined by Data Reported to ILINet

2020-21 Influenza Season Week 20 ending May 22, 2021



**Data Sources:**

- 1. Emergency Department Visits (EpiCenter):** EpiCenter collects emergency department chief complaint data from hospitals and urgent care facilities across Medina County and classifies them into symptom and syndrome categories. Rates for chief complaints regarding fever + ILI and other symptoms commonly detected during the flu season are analyzed.
- 2. Influenza-Associated Hospitalizations (ODRS):** Influenza-associated hospitalizations and novel influenza infections are reported by the Medina County Health Department and hospitals using the Ohio Disease Reporting System (ODRS). Hospitalizations can be used as an indicator of the severity of illness during a particular influenza season. This condition became reportable in January 2009.
- 3. National Retail Data Monitor (NRDM):** NRDM collects over-the-counter medication sales at drug stores located within Medina County. Medication sales are broken down by adult and pediatric.

**Medina County Health Department**

4800 Ledgewood Drive, Medina, Ohio 44256

330-723-9688, option 2

*Services are partially supported by your local health levy. We are an equal opportunity provider.*