



Weekly Influenza Activity Report









MMWR Week 18 (5/1/22-5/7/22)

Date Completed: 5/13/2022

Summary:

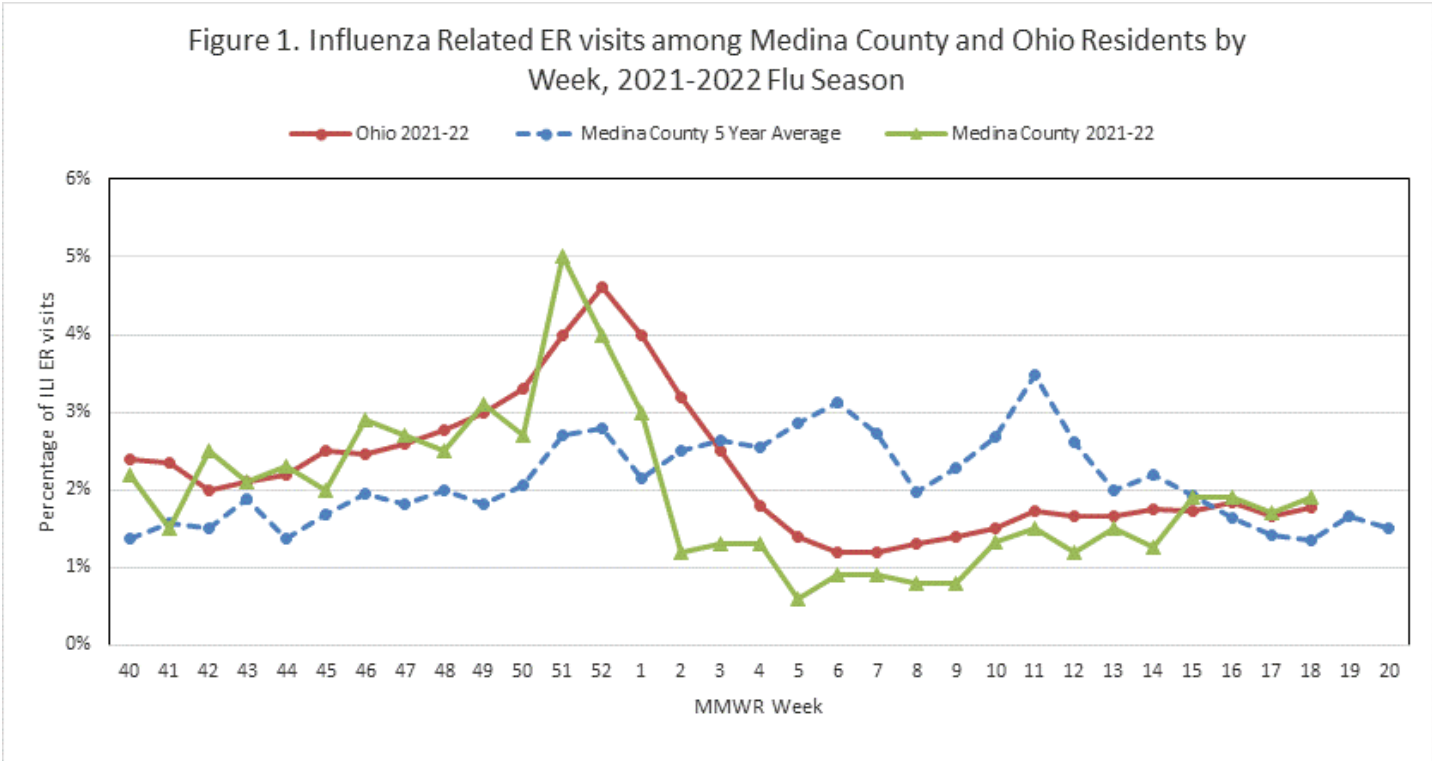
Public health surveillance data indicate low levels of influenza like illness (ILI) in Medina County. Emergency department (ED) visits increased compared to the previous week and remain similar to the state average (Figure 1). ILI ED visits are sporadic with ILI activity present in one-half of the county's zip codes (Figure 2). The highest frequency of ILI ED visits are among those less than 50 years of age (Figure 4). There were 0 influenza-associated hospitalizations and 0 novel influenza infections reported during the week. The incidence of influenza associated hospitalizations for week 18 is similar to the 5-year historical average (Figure 3). 67% of influenza associated hospitalizations have occurred among those 50 years of age or older (Figure 4). Over-the-counter medication sales for adults and children increased compared to the previous week (Figures 5 and 6).

Dashboard:

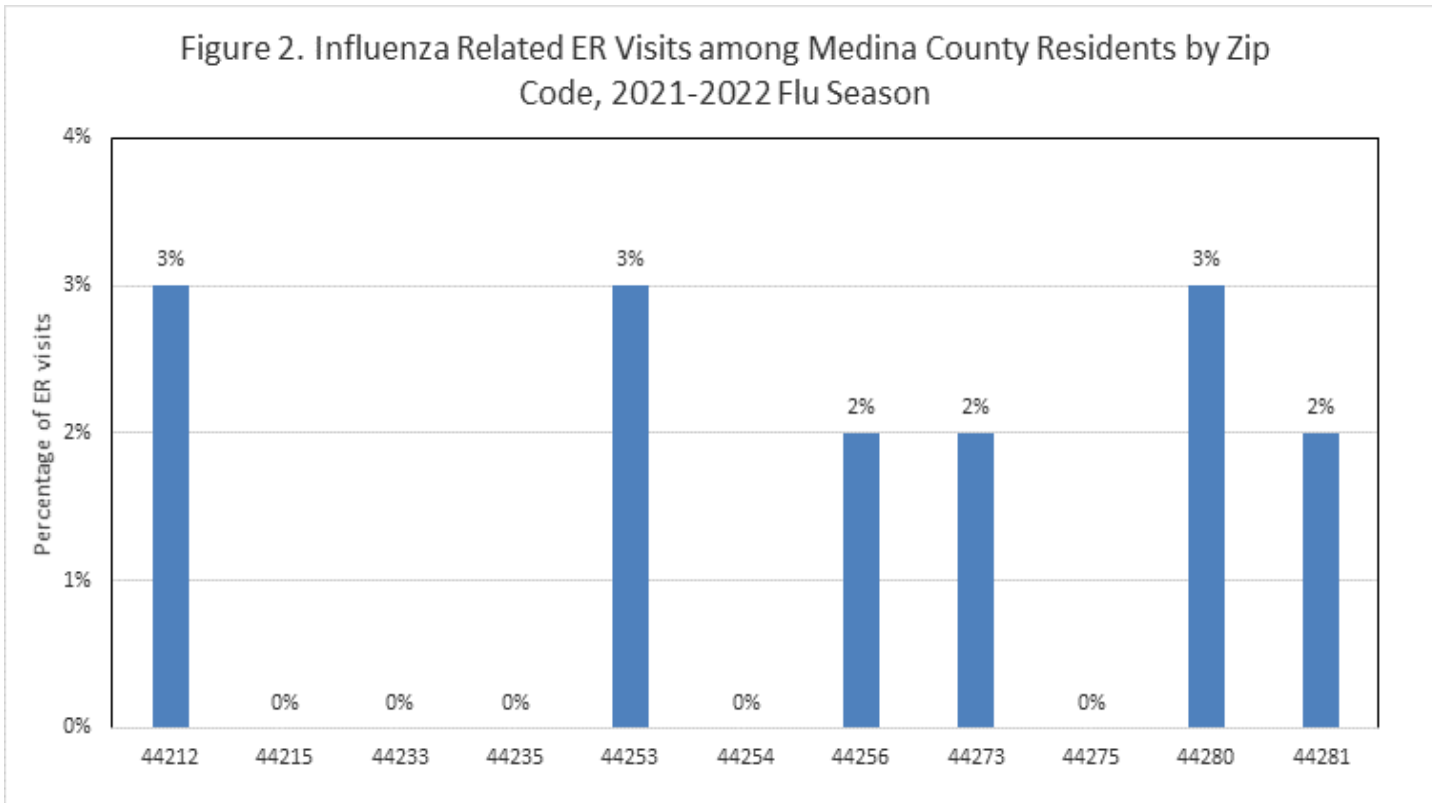
Indicator	Current Week	Previous Week	Trend (# of weeks)	Season to Date
Number of ILI ED visits ¹	26	23	 1	842
Percentage of ILI ED visits ¹	1.9%	1.7%	 1	-
Number of Influenza Hospitalizations ²	0	0	 1	18
Number of Novel Influenza Infections ²	0	0	 30	0
Number of Over-the-Counter ³ Medication Sales (Adult)*	1,802	1,560	 3	52,416
Number of Over-the-Counter ³ Medication Sales (Children)*	166	136	 2	4,160
Number of Influenza Deaths	0	0	 30	0
Number of Pneumonia Deaths	0	0	 1	18

Over-the-counter (OTC) medication sales do not reflect all OTC medication sales within the county. Please see Figures 5 and 6 for specific medications that are being tracked and monitored. All numbers are preliminary and subject to change.

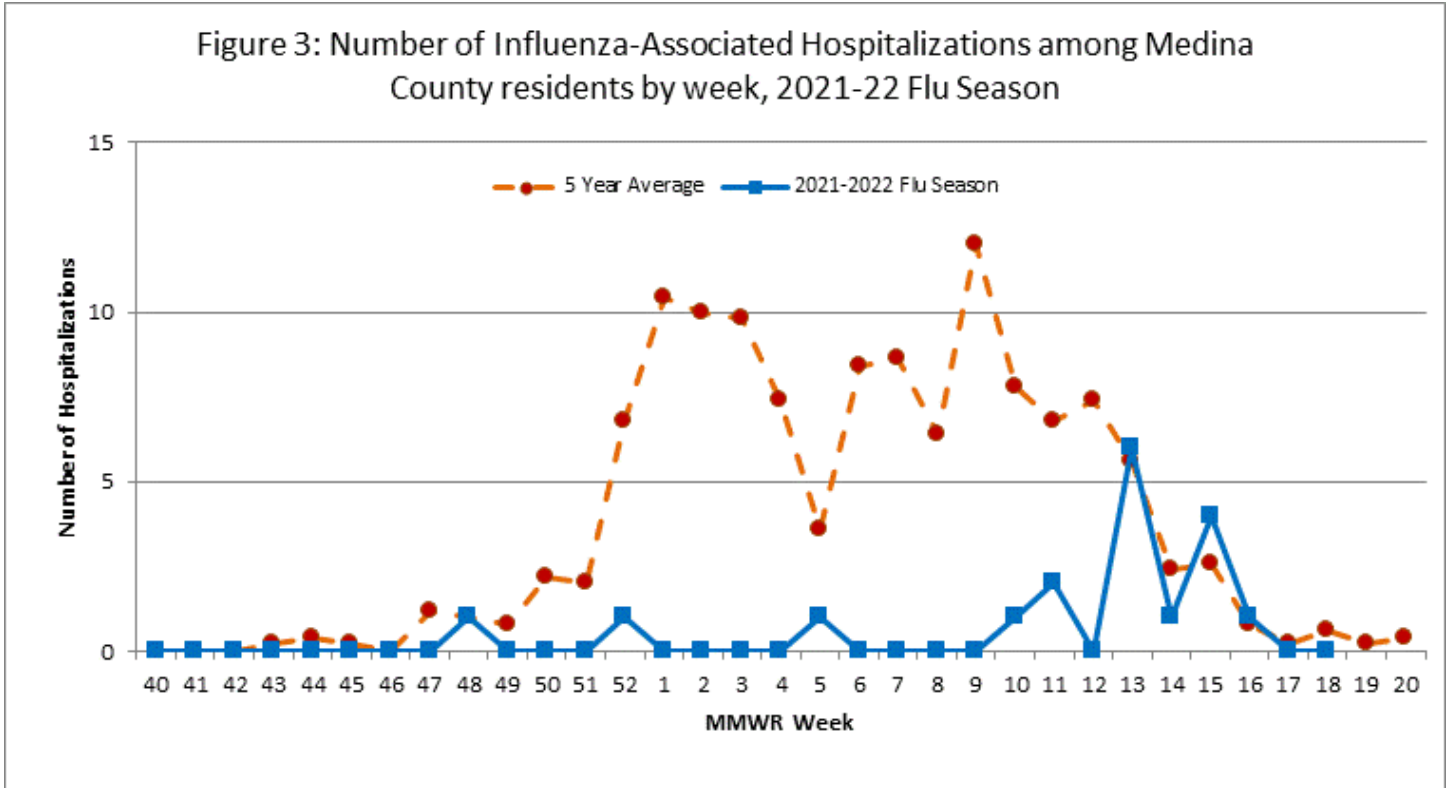
Percentage of ILI ED Visits by Week:



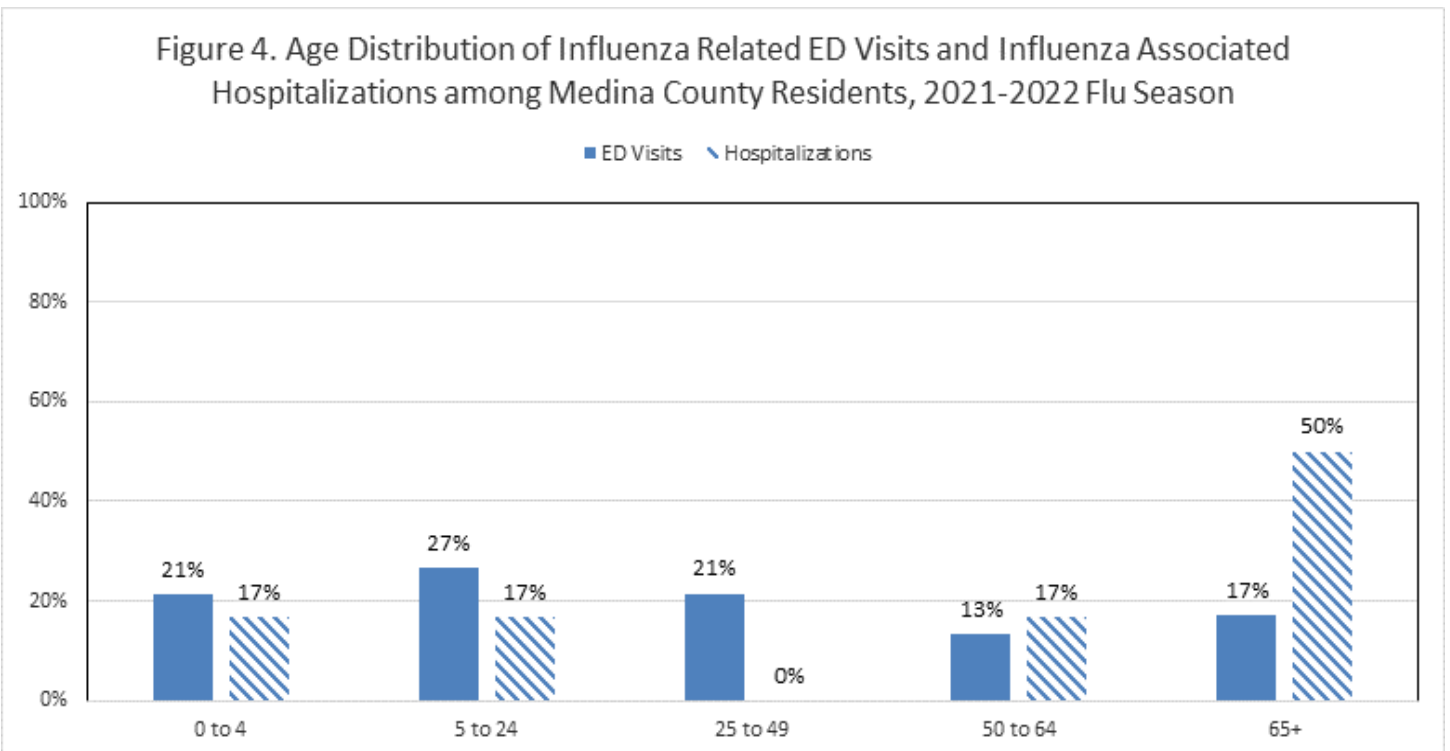
Geographic Distribution of Medina County ILI ED Visits:



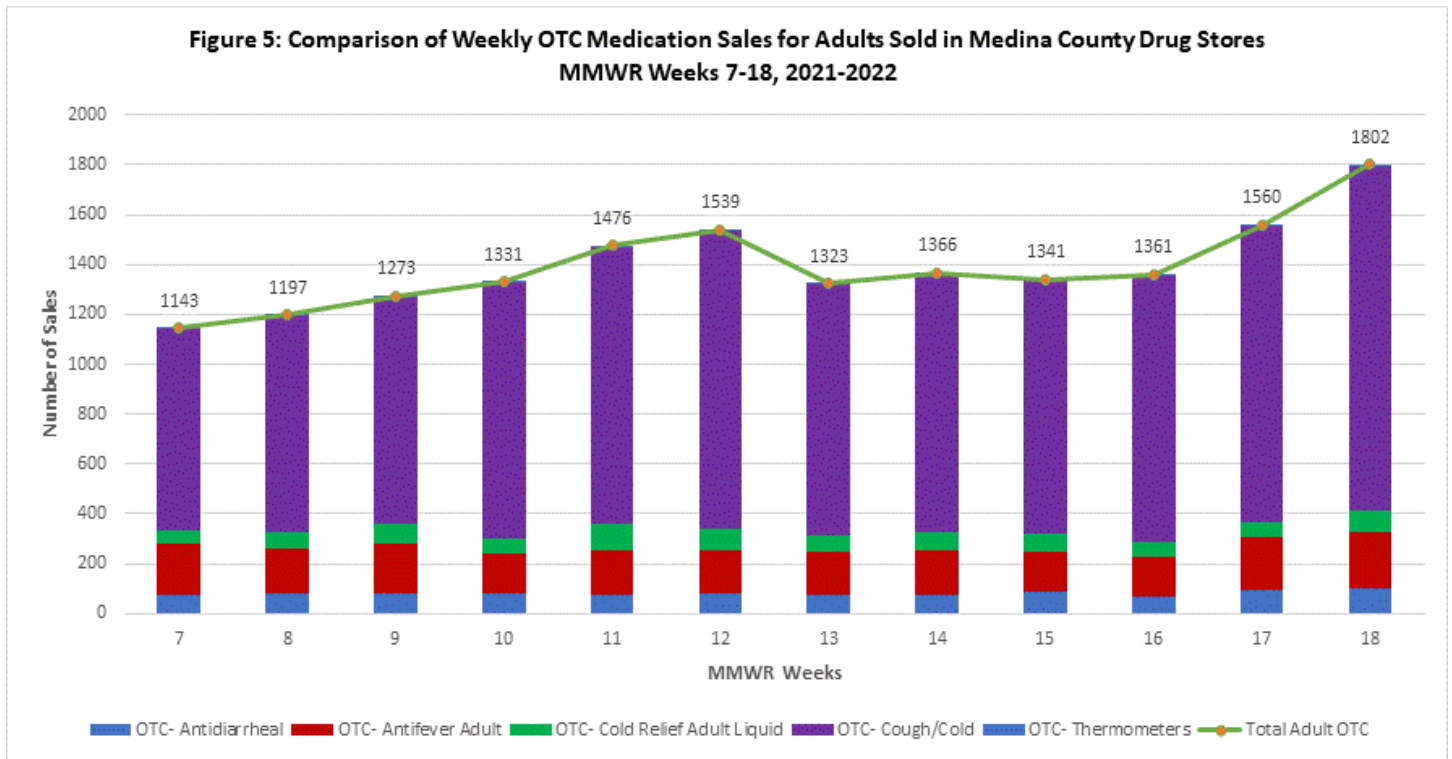
Incidence of Influenza-Associated Hospitalizations among Medina County Residents:



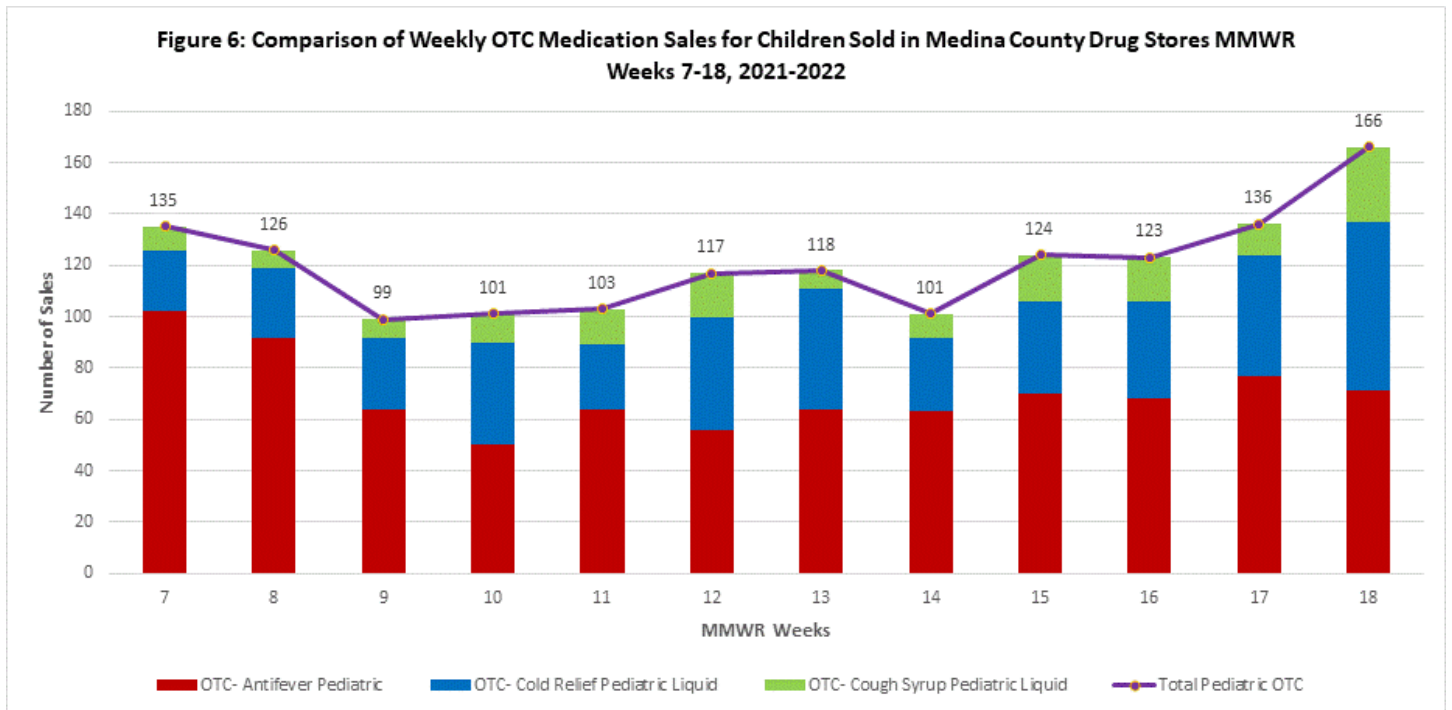
Age Distribution of Influenza ER Visits and Hospitalizations:



Number of OTC Medication Sales for Adults Sold in Medina County Drug Stores:



Number of OTC Medication Sales for Children Sold in Medina County Drug Stores:



State, Regional, and National Data:

Ohio Surveillance Data:

- The Ohio Department of Health Laboratory has tested 764 specimens for influenza during the 2021-2022 influenza season: of these, 2 tested positive for influenza A(H1N1pdm09), 740 for influenza A (H3N2), 5 for influenza B, and 1 for swine variant influenza A(H3N2v) (through 05/07/2022).
- The National Respiratory and Enteric Virus Surveillance System (NREVSS) and U.S. World Health Organization (WHO) Collaborating Laboratories reported 182,650 tests for influenza performed at participating facilities; of these, 11 tested positive for influenza A(H1N1pdm09), 1,379 for influenza A (H3N2), 7,236 for influenza A (subtyping not performed), 147 for influenza B, and 1 for swine variant influenza A(H3N2v) (through 04/30/2022).
- One pediatric influenza-associated mortality has been reported so far during the 2021-2022 influenza season (through 5/7/2022).
- One novel influenza A virus infection has been reported so far during the 2021-2022 influenza season (through 5/7/2022).
- Incidence of confirmed influenza-associated hospitalizations in 2021-2022 season = 1,758 (through 04/30/2022).

HHS Regional Surveillance Data*: During week 17 (April 24th – 30th, 2022), the percentage of outpatient visits for influenza-like illness (ILI) in Region 5 (Ohio is in Region 5) was 1.8%, which is below the regional baseline of 2.5%.

National Surveillance Data*: During week 17 (April 24th – 30th, 2022), the majority of U.S. states reported Minimal or Low activity reported by sentinel ILINet providers, a few sites reported Moderate or High activity. The percentage of outpatient visits for ILI was 2.2%, which is below the national baseline of 2.5%. Seven HHS regions reported ILI levels below their region-specific baseline level.

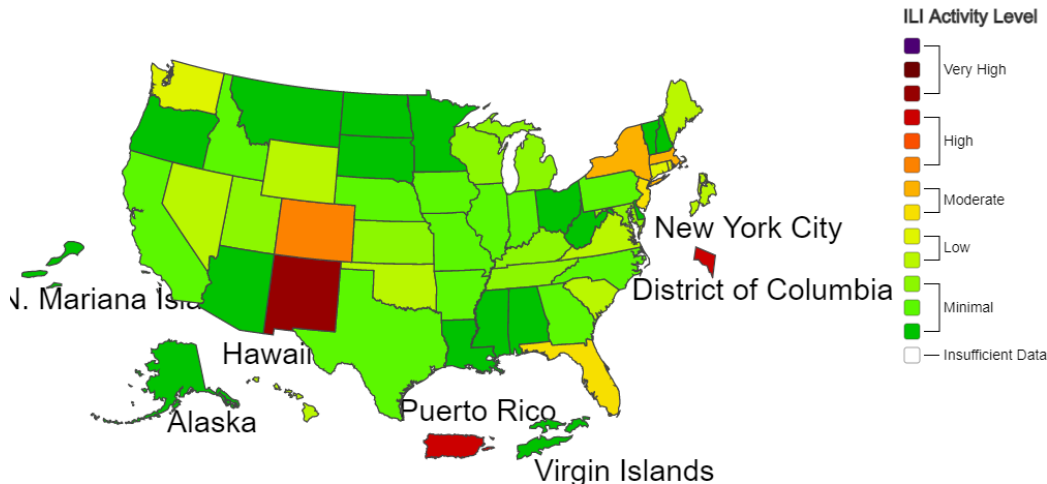
*National-level and regional-level data are reported one week later than Ohio state-level.

A Weekly Influenza Surveillance Report Prepared by the Influenza Division

Outpatient Respiratory Illness Activity Map Determined by Data Reported to ILINet

This system monitors visits for respiratory illness that includes fever plus a cough or sore throat, also referred to as ILI, not laboratory confirmed influenza and may capture patient visits due to other respiratory pathogens that cause similar symptoms.

2021-22 Influenza Season Week 18 ending May 07, 2022



Data Sources:

- 1. Emergency Department Visits (EpiCenter):** EpiCenter collects emergency department chief complaint data from hospitals and urgent care facilities across Medina County and classifies them into symptom and syndrome categories. Rates for chief complaints regarding fever + ILI and other symptoms commonly detected during the flu season are analyzed.
- 2. Influenza-Associated Hospitalizations (ODRS):** Influenza-associated hospitalizations and novel influenza infections are reported by the Medina County Health Department and hospitals using the Ohio Disease Reporting System (ODRS). Hospitalizations can be used as an indicator of the severity of illness during a particular influenza season. This condition became reportable in January 2009.
- 3. National Retail Data Monitor (NRDM):** NRDM collects over-the-counter medication sales at drug stores located within Medina County. Medication sales are broken down by adult and pediatric.

Medina County Health Department

4800 Ledgewood Drive, Medina, Ohio 44256

330-723-9688, option 2

Services are partially supported by your local health levy. We are an equal opportunity provider.