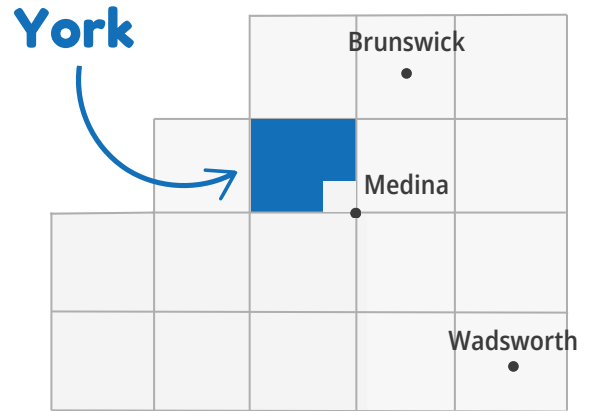


York

Community Profile

York Township (unincorporated)



Demographics

Total Population 4,206	Sex Female 47.5% Male 52.5%	Age Groups 0-19 19.2% 20-44 24.4% 45-64 28.5% 65+ 28.0%	Any Disability 10.3% compared to 11.6% of Medina County residents
Languages English 95.3% Spanish 1.0% Other Indo-European 3.6% Other Languages 0.1%	Race/Ethnicity White 91.3% Hispanic 1.9% Asian 1.0% Black 0.8% Other Race(s) 5.0%		

Economics

Median Household Income

\$93,211

compared to \$89,968 for Medina County

Unemployment

2.4%

compared to 3.0% for Medina County

Poverty

7.7%

compared to 6.0% for Medina County

Housing

Homes built before 1980

43.5%

compared to 47.0% of Medina County homes

Rent Burden

58%

compared to 43% of Medina County homes

No Vehicle by Housing Unit

2.7%

compared to 3.5% of Medina County homes



Health Indicators in York Township

Preventive Services

Women 65+ Up-to-Date on Preventive Services

40%

compared to 39% of Medina County residents

Men 65+ Up-to-Date on Preventive Services

49%

compared to 49% of Medina County residents

Adult Dentist Visits

73%



compared to 67% of Medina County residents

Healthcare Coverage

No Health Insurance Coverage

2.8%



compared to 3.7% of Medina County residents

Health Insurance Coverage

97.2%

compared to 96.3% of Medina County residents

Private Insurance

73.8%

compared to 79.9% of Medina County residents

Public Coverage

36.6%

compared to 29.2% of Medina County residents

Adult Self-Rated Health Status

Overall Fair or Poor Health

13%

compared to 12% of Medina County residents



Life Expectancy

Life Expectancy

77.8 years

compared to 79.5 years for Medina County residents

Mental Health not Good for 14+ days

15%

compared to 16% of Medina County residents

Physical Health not Good for 14+ days

11%

compared to 10% of Medina County residents



Healthy Living in York Township

Adult Risk Behaviors

Binge Drinking

19%

compared to 19% of Medina County residents

Current Smoking

14%

compared to 16% of Medina County residents



Sleeping less than 7 hours

33%

compared to 33% of Medina County residents



No Leisure-time Physical Activity

20%

compared to 23% of Medina County residents

Top 5 Adult Health Events

Obesity

35%

compared to 38% of Medina County residents

High Blood Pressure

34%

compared to 28% of Medina County residents



High Cholesterol

34%

compared to 28% of Medina County residents

Arthritis

30%


compared to 25% of Medina County residents



Depression

26%

compared to 24% of Medina County residents



Top 5 Causes of Death in York Township

Cancer

209
per 100,000



compared to 197 per 100,000
Medina County residents

Diseases of the Heart


181
per 100,000



compared to 211 per 100,000
Medina County residents

Unintentional Injuries

57
per 100,000



compared to 54 per 100,000
Medina County residents

Dementia

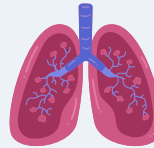
57
per 100,000



compared to 46 per 100,000
Medina County residents

Chronic Lower Respiratory Disease

48
per 100,000



compared to 50 per 100,000
Medina County residents

Top Cause of Unintentional Injury



Falls

Top Cause of Cancer



Lung

Medina County Health Department

www.medicinahealth.org

330-723-9688

For data sources and methods please visit our website at
www.medicinahealth.org/datareports. Report last revised 1/31/2025.

*Services are partially funded by your local health levy.
This institution is an equal opportunity provider.*

