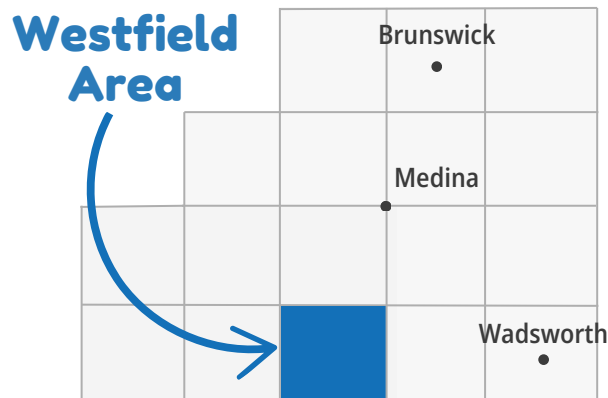


Westfield Area

Community Profile

Includes unincorporated areas and villages of Westfield Center, Gloria Glens, & Creston



Demographics

Total Population

4,418

Sex

Female	Male
48.1%	51.9%

Age Groups

0-19	20-44	45-64	65+
22.0%	21.3%	31.9%	24.7%

Any Disability

14.5%

compared to 11.6% of Medina County residents



Languages

English	Spanish	Other Indo-European	Other Languages
99.2%	0.3%	0.5%	0%

Race/Ethnicity

White	Hispanic	Asian	Black	Other Race(s)
92.5%	1.0%	0%	0%	6.5%

Economics

Median Household Income



\$92,750

compared to \$89,968 for Medina County

Housing

Homes built before 1980



54.5%

compared to 47.0% of Medina County homes

Unemployment



2.2%

compared to 3.0% for Medina County

Rent Burden



0%

compared to 43% of Medina County homes

Poverty



2.5%

compared to 6.0% for Medina County

No Vehicle by Housing Unit



1.5%

compared to 3.5% of Medina County homes



Health Indicators in Westfield Area

Preventive Services

Women 65+ Up-to-Date on
Preventive Services

39%

compared to 39% of
Medina County residents

Men 65+ Up-to-Date on
Preventive Services

48%

compared to 49% of
Medina County residents

Adult Dentist Visits

67%



compared to 67% of
Medina County residents

Healthcare Coverage

No Health
Insurance Coverage

2.5%



compared to 3.7% of
Medina County residents

Health Insurance Coverage

97.5%

compared to 96.3% of Medina County residents

Private Insurance

83.5%

compared to 79.9% of
Medina County residents

Public Coverage

32.6%

compared to 29.2% of
Medina County residents

Adult Self-Rated Health Status

Overall Fair
or Poor Health

14%

compared to 12% of
Medina County residents



Life Expectancy

Life Expectancy

**80.1
years**

compared to 79.5 years for
Medina County residents

Mental Health not Good
for 14+ days

15%

compared to 16% of
Medina County residents

Physical Health not Good
for 14+ days

11%

compared to 10% of
Medina County residents

Healthy Living in Westfield Area

Adult Risk Behaviors

Binge Drinking

17%

compared to 19% of
Medina County residents

Current Smoking

17%

compared to 16% of
Medina County residents



Sleeping less than 7 hours

33%

compared to 33% of
Medina County residents



No Leisure-time
Physical Activity

25%

compared to 23% of
Medina County residents

Top 5 Adult Health Events

Obesity

39%

compared to 38% of
Medina County residents

High Blood Pressure

33%

compared to 28% of
Medina County residents



High Cholesterol

35%

compared to 28% of
Medina County residents

Arthritis

31%

compared to 25% of
Medina County residents



Depression

21%

compared to 24% of
Medina County residents

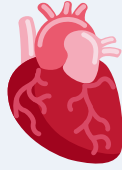


Top 5 Causes of Death in Westfield Area

Diseases of the Heart

213

per 100,000



compared to 211 per 100,000
Medina County residents

Cancer

203

per 100,000




compared to 197 per 100,000
Medina County residents

COVID-19

96

per 100,000




compared to 59 per 100,000
Medina County residents

Dementia

91

per 100,000



compared to 54 per 100,000
Medina County residents

Alzheimer's Disease

51

per 100,000



compared to 44 per 100,000
Medina County residents

Top Cause of Unintentional Injury



**Falls and
Overdose**

Top Cause of Cancer



Lung

Medina County Health Department

www.medinahealth.org

330-723-9688

For data sources and methods please visit our website at
www.medinahealth.org/datareports. Report last revised 1/31/2025.

*Services are partially funded by your local health levy.
This institution is an equal opportunity provider.*

