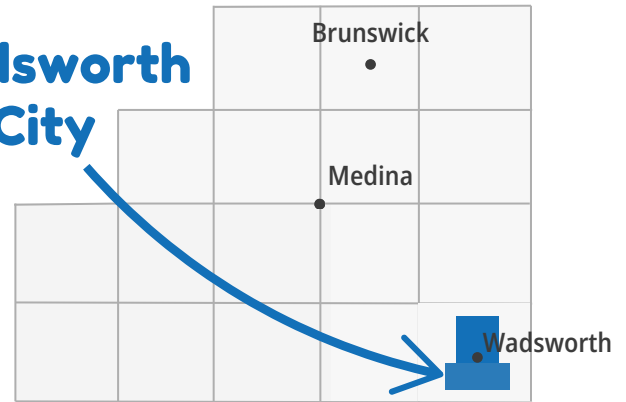


Wadsworth City Community Profile

Wadsworth City

Wadsworth
City



Demographics

Total Population

24,073

Sex

Female	Male
53.6%	46.4%

Age Groups

0-19	20-44	45-64	65+
23.5%	33.5%	24.0%	19.2%

Any Disability

12.9%

compared to 11.6% of Medina County residents



Languages

English	Spanish	Other Indo-European	Other Languages
96.8%	0.9%	1.5%	0.8%

Race/Ethnicity

White	Hispanic	Asian	Black	Other Race(s)
94.5%	1.5%	0.7%	1.7%	1.5%

Economics

Median Household Income



\$72,325

compared to \$89,968 for Medina County

Housing

Homes built before 1980



54.5%

compared to 47.0% of Medina County homes

Unemployment



3.7%

compared to 3.0% for Medina County

Rent Burden



44%

compared to 43% of Medina County homes

Poverty



8.7%

compared to 6.0% for Medina County

No Vehicle by Housing Unit



5.8%

compared to 3.5% of Medina County homes



Health Indicators in Wadsworth City

Preventive Services

Women 65+ Up-to-Date on Preventive Services

38%

compared to 39% of Medina County residents

Men 65+ Up-to-Date on Preventive Services

50%

compared to 49% of Medina County residents

Adult Dentist Visits

68%



compared to 67% of Medina County residents

Healthcare Coverage

No Health Insurance Coverage

4.5%

compared to 3.7% of Medina County residents



Health Insurance Coverage

95.5%

compared to 96.3% of Medina County residents

Private Insurance

80.4%

compared to 79.9% of Medina County residents

Public Coverage

28.8%

compared to 29.2% of Medina County residents

Adult Self-Rated Health Status

Overall Fair or Poor Health

12%

compared to 12% of Medina County residents



Life Expectancy

Life Expectancy

79.0 years

compared to 79.5 years for Medina County residents

Mental Health not Good for 14+ days

15%

compared to 16% of Medina County residents

Physical Health not Good for 14+ days

10%

compared to 10% of Medina County residents



Healthy Living in Wadsworth City

Adult Risk Behaviors

Binge Drinking

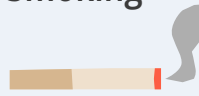
18%

compared to 19% of Medina County residents

Current Smoking

15%

compared to 16% of Medina County residents



Sleeping less than 7 hours

32%

compared to 33% of Medina County residents



No Leisure-time Physical Activity

24%

compared to 23% of Medina County residents

Top 5 Adult Health Events

Obesity

37%

compared to 38% of Medina County residents

High Blood Pressure

31%

compared to 28% of Medina County residents



High Cholesterol

33%

compared to 28% of Medina County residents

Arthritis

29%


compared to 25% of Medina County residents



Depression

22%

compared to 24% of Medina County residents

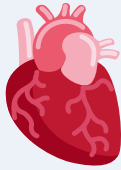


Top 5 Causes of Death in Wadsworth City

Diseases of the Heart

213

per 100,000



compared to 211 per 100,000
Medina County residents

Cancer

207

per 100,000



compared to 197 per 100,000
Medina County residents

Dementia

82

per 100,000




compared to 46 per 100,000
Medina County residents

COVID-19

62

per 100,000

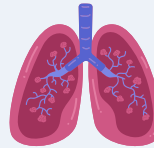


compared to 59 per 100,000
Medina County residents

Chronic Lower Respiratory Disease

61

per 100,000



compared to 50 per 100,000
Medina County residents

Top Cause of Unintentional Injury



Falls

Top Cause of Cancer



Lung

Medina County Health Department

www.medinahealth.org

330-723-9688

For data sources and methods please visit our website at
www.medinahealth.org/datareports. Report last revised 1/31/2025.

*Services are partially funded by your local health levy.
This institution is an equal opportunity provider.*

