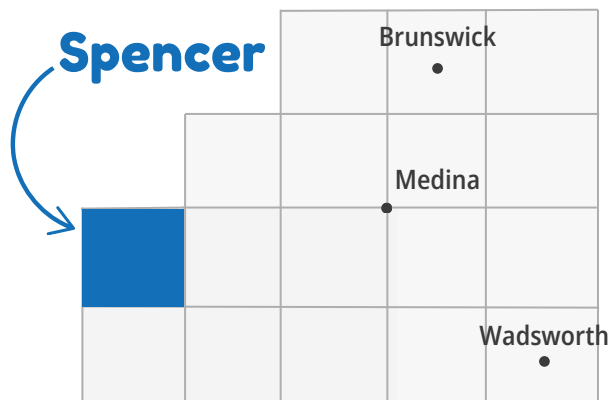


Spencer Area Community Profile

Spencer Village & Township



Demographics

Total Population

2,413

Sex

Female	Male
51.1%	48.9%

Age Groups

0-19	20-44	45-64	65+
23.0%	28.1%	32.9%	15.9%

Any Disability

9.7%

compared to 11.6% of Medina County residents



Languages

English	Spanish	Other Indo-European	Other Languages
99.9%	0%	0.1%	0%

Race/Ethnicity

White	Hispanic	Asian	Black	Other Race(s)
93.0%	0.1%	0%	2.7%	4.2%

Economics

Median Household Income



\$88,356

compared to \$89,968 for Medina County

Housing

Homes built before 1980



48.5%

compared to 47.0% of Medina County homes

Unemployment



0.6%

compared to 3.0% for Medina County

Rent Burden



37%

compared to 43% of Medina County homes

Poverty



4.9%

compared to 6.0% for Medina County

No Vehicle by Housing Unit




3.1%

compared to 3.5% of Medina County homes



Health Indicators in Spencer



Preventive Services

Women 65+ Up-to-Date on
Preventive Services

36%

compared to 39% of
Medina County residents

Men 65+ Up-to-Date on
Preventive Services

45%

compared to 49% of
Medina County residents

Adult Dentist Visits

62%



compared to 67% of
Medina County residents

Healthcare Coverage

No Health
Insurance Coverage

1.8%



compared to 3.7% of
Medina County residents

Health Insurance Coverage

98.2%

compared to 96.3% of Medina County residents

Private Insurance

77.5%

compared to 79.9% of
Medina County residents

Public Coverage

31.7%

compared to 29.2% of
Medina County residents

Adult Self-Rated Health Status

Overall Fair
or Poor Health

16%

compared to 12% of
Medina County residents



Life Expectancy

Life Expectancy

**78.3
years**

compared to 79.5 years for
Medina County residents

Mental Health not Good
for 14+ days

17%

compared to 16% of
Medina County residents

Physical Health not Good
for 14+ days

12%

compared to 10% of
Medina County residents



Healthy Living in Spencer

Adult Risk Behaviors

Binge Drinking

18%

compared to 19% of
Medina County residents

Current Smoking

21%

compared to 16% of
Medina County residents



Sleeping less than 7 hours

35%

compared to 33% of
Medina County residents



No Leisure-time
Physical Activity

27%

compared to 23% of
Medina County residents

Top 5 Adult Health Events

Obesity

41%

compared to 38% of
Medina County residents

High Blood Pressure

31%

compared to 28% of
Medina County residents



High Cholesterol

33%

compared to 28% of
Medina County residents

Arthritis

28%


compared to 25% of
Medina County residents



Depression

23%

compared to 24% of
Medina County residents

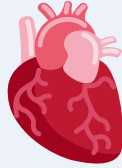


Top 5 Causes of Death in Spencer

Diseases of the Heart

290

per 100,000



compared to 211 per 100,000
Medina County residents

Cancer

224

per 100,000




compared to 197 per 100,000
Medina County residents

Unintentional Injuries

83

per 100,000




compared to 54 per 100,000
Medina County residents

COVID-19

66

per 100,000

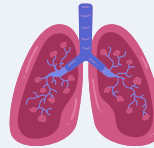


compared to 59 per 100,000
Medina County residents

Chronic Lower Respiratory Disease

33

per 100,000



compared to 50 per 100,000
Medina County residents

Top Cause of Unintentional Injury



Transport

Top Cause of Cancer



Lung

Medina County Health Department

www.medinahealth.org

330-723-9688

For data sources and methods please visit our website at
www.medinahealth.org/datareports. Report last revised 1/31/2025.

*Services are partially funded by your local health levy.
This institution is an equal opportunity provider.*

