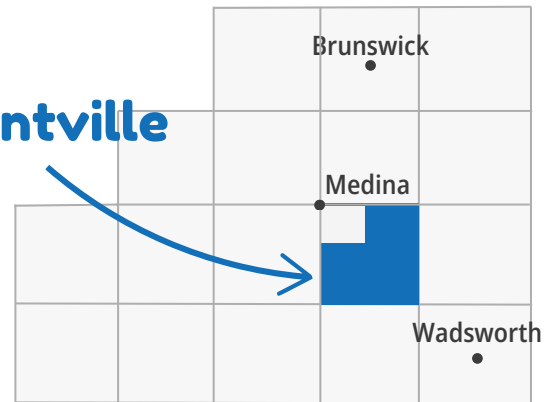


# Montville

## Community Profile

Montville Township (unincorporated)

Montville



### Demographics

Total Population

**13,077**

Sex

Female	Male
46.3%	53.7%

Age Groups

0-19	20-44	45-64	65+
26.3%	28.1%	32.4%	13.2%

Any Disability

**8.3%**

compared to 11.6% of Medina County residents

Languages

English	Spanish	Other Indo-European	Other Languages
96.3%	0.4%	2.3%	1.0%

Race/Ethnicity

White	Hispanic	Asian	Black	Other Race(s)
91.6%	3.6%	1.5%	0.2%	3.2%



### Economics

Median Household Income



**\$142,267**

compared to \$89,968 for Medina County

### Housing

Homes built before 1980



**20.6%**

compared to 47.0% of Medina County homes

Unemployment



**3.2%**

compared to 3.0% for Medina County

Rent Burden



**29%**

compared to 43% of Medina County homes

Poverty



**2.2%**

compared to 6.0% for Medina County

No Vehicle by Housing Unit



**0.6%**

compared to 3.5% of Medina County homes

# Health Indicators in Montville Township

## Preventive Services

Women 65+ Up-to-Date on  
Preventive Services

**42%**

compared to 39% of  
Medina County residents

Men 65+ Up-to-Date on  
Preventive Services

**51%**

compared to 49% of  
Medina County residents

Adult Dentist Visits

**74%**



compared to 67% of  
Medina County residents

## Healthcare Coverage

No Health  
Insurance Coverage

**2.5%**



compared to 3.7% of  
Medina County residents

Health Insurance Coverage

**97.5%**

compared to 96.3% of Medina County residents

Private Insurance

**88.4%**

compared to 79.9% of  
Medina County residents

Public Coverage

**18.7%**

compared to 29.2% of  
Medina County residents

## Adult Self-Rated Health Status

Overall Fair  
or Poor Health

**13%**

compared to 12% of  
Medina County residents



## Life Expectancy

Life Expectancy

**83.3  
years**

compared to 79.5 years for  
Medina County residents

Mental Health not Good  
for 14+ days

**16%**

compared to 16% of  
Medina County residents

Physical Health not Good  
for 14+ days

**11%**

compared to 10% of  
Medina County residents

# Healthy Living in Montville Township

## Adult Risk Behaviors

Binge Drinking

21%

compared to 19% of  
Medina County residents

Current Smoking

13%

compared to 16% of  
Medina County residents



Sleeping less than 7 hours

34%

compared to 33% of  
Medina County residents



No Leisure-time  
Physical Activity

19%

compared to 23% of  
Medina County residents

## Top 5 Adult Health Events

Obesity

35%

compared to 38% of  
Medina County residents

High Blood Pressure

30%

compared to 28% of  
Medina County residents



High Cholesterol

33%

compared to 28% of  
Medina County residents

Arthritis

29%

compared to 25% of  
Medina County residents



Depression

24%

compared to 24% of  
Medina County residents

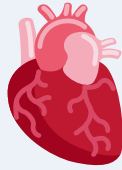


# Top 5 Causes of Death in Montville Township

## Diseases of the Heart

**118**

per 100,000



compared to 211 per 100,000  
Medina County residents

## Cancer

**109**

per 100,000




compared to 197 per 100,000  
Medina County residents

## COVID-19

**31**

per 100,000




compared to 59 per 100,000  
Medina County residents

## Unintentional Injuries

**29**

per 100,000



compared to 54 per 100,000  
Medina County residents

## Stroke

**28**

per 100,000



compared to 46 per 100,000  
Medina County residents

## Top Cause of Unintentional Injury



**Overdose**

## Top Cause of Cancer



**Lung**

## Medina County Health Department

[www.medinahealth.org](http://www.medinahealth.org)

330-723-9688

For data sources and methods please visit our website at  
[www.medinahealth.org/datareports](http://www.medinahealth.org/datareports). Report last revised 1/31/2025.

*Services are partially funded by your local health levy.  
This institution is an equal opportunity provider.*

