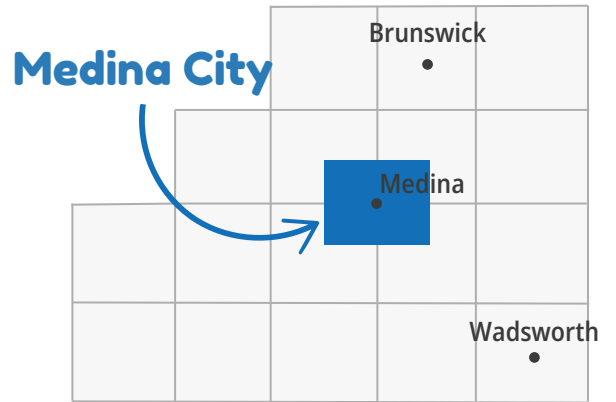


# Medina City

## Community Profile

Medina City



### Demographics

<b>Total Population</b> <b>26,092</b>	<b>Sex</b> Female 50.6% Male 49.4%	<b>Age Groups</b> 0-19 25.9% 20-44 30.9% 45-64 25.5% 65+ 17.7%	<b>Any Disability</b> <b>12.8%</b> compared to 11.6% of Medina County residents
<b>Languages</b> English 96.4% Spanish 1.7% Other Indo-European 1.6% Other Languages 0.3%	<b>Race/Ethnicity</b> White 88.6% Hispanic 3.9% Asian 0.6% Black 4.0% Other Race(s) 3.0%		

### Economics

**Median Household Income**

**\$74,820**

compared to \$89,968 for Medina County

**Unemployment**

**4.8%**

compared to 3.0% for Medina County

**Poverty**

**8.9%**

compared to 6.0% for Medina County

### Housing

**Homes built before 1980**

**49.6%**

compared to 47.0% of Medina County homes

**Rent Burden**

**46%**

compared to 43% of Medina County homes

**No Vehicle by Housing Unit**

**6.2%**

compared to 3.5% of Medina County homes



# Health Indicators in Medina City



## Preventive Services

Women 65+ Up-to-Date on Preventive Services

**37%**

compared to 39% of Medina County residents

Men 65+ Up-to-Date on Preventive Services

**49%**

compared to 49% of Medina County residents

Adult Dentist Visits

**67%**



compared to 67% of Medina County residents

## Healthcare Coverage

No Health Insurance Coverage

**3.7%**



compared to 3.7% of Medina County residents

Health Insurance Coverage

**96.3%**

compared to 96.3% of Medina County residents

Private Insurance

**74.3%**

compared to 79.9% of Medina County residents

Public Coverage

**33.7%**

compared to 29.2% of Medina County residents

## Adult Self-Rated Health Status

Overall Fair or Poor Health

**12%**

compared to 12% of Medina County residents



## Life Expectancy

Life Expectancy

**79.0 years**

compared to 79.5 years for Medina County residents

Mental Health not Good for 14+ days

**16%**

compared to 16% of Medina County residents

Physical Health not Good for 14+ days

**10%**

compared to 10% of Medina County residents



# Healthy Living in Medina City

## Adult Risk Behaviors

Binge Drinking

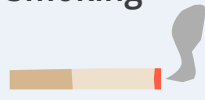
18%

compared to 19% of Medina County residents

Current Smoking

16%

compared to 16% of Medina County residents



Sleeping less than 7 hours

33%

compared to 33% of Medina County residents



No Leisure-time Physical Activity

23%

compared to 23% of Medina County residents

## Top 5 Adult Health Events

Obesity

38%

compared to 38% of Medina County residents

High Blood Pressure

29%

compared to 28% of Medina County residents



High Cholesterol

31%

compared to 28% of Medina County residents

Arthritis

27%


compared to 25% of Medina County residents



Depression

22%

compared to 24% of Medina County residents

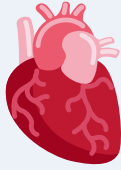


# Top 5 Causes of Death in Medina City

## Disease of the Heart

210

per 100,000



compared to 211 per 100,000  
Medina County residents

## Cancer

182

per 100,000




compared to 197 per 100,000  
Medina County residents

## COVID-19

64

per 100,000



compared to 59 per 100,000  
Medina County residents

## Chronic Lower Respiratory Disease

64

per 100,000



compared to 50 per 100,000  
Medina County residents

## Dementia

55

per 100,000



compared to 46 per 100,000  
Medina County residents

## Top Cause of Unintentional Injury



**Overdose**

## Top Cause of Cancer



**Lung**

## Medina County Health Department

[www.medinahealth.org](http://www.medinahealth.org)

330-723-9688

For data sources and methods please visit our website at  
[www.medinahealth.org/datareports](http://www.medinahealth.org/datareports). Report last revised 1/31/2025.

*Services are partially funded by your local health levy.  
This institution is an equal opportunity provider.*

