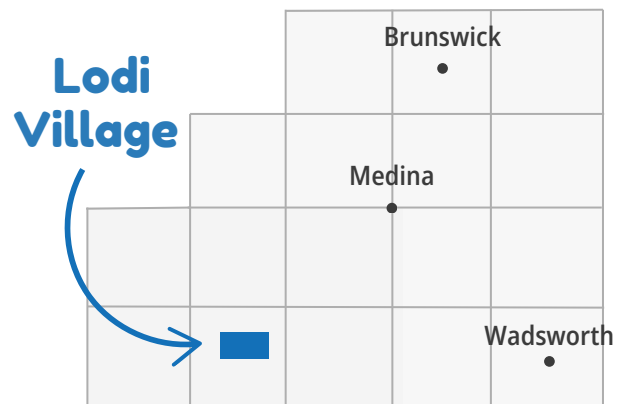


Lodi

Community Profile

Village of Lodi



Demographics

Total Population

2,764

Sex

Female	Male
51.3%	48.7%

Age Groups

0-19	20-44	45-64	65+
23.9%	33.7%	28.2%	15.9%

Any Disability

18.5%

compared to 11.6% of Medina County residents

Languages

English	Spanish	Other Indo-European	Other Languages
97.3%	0.3%	0%	2.4%

Race/Ethnicity

White	Hispanic	Asian	Black	Other Race(s)
94.4%	2.1%	1.8%	0.4%	1.3%



Economics

Median Household Income



\$55,284

compared to \$89,968 for Medina County

Housing

Homes built before 1980



76.0%

compared to 47.0% of Medina County homes

Unemployment



3.7%

compared to 3.0% for Medina County

Rent Burden



38%

compared to 43% of Medina County homes

Poverty



11.8%

compared to 6.0% for Medina County

No Vehicle by Housing Unit



5.6%

compared to 3.5% of Medina County homes



Health Indicators in Lodi



Preventive Services

Women 65+ Up-to-Date on
Preventive Services

33%

compared to 39% of
Medina County residents

Men 65+ Up-to-Date on
Preventive Services

43%

compared to 49% of
Medina County residents

Adult Dentist Visits

56%



compared to 67% of
Medina County residents

Healthcare Coverage

No Health
Insurance Coverage

5.3%



compared to 3.7% of
Medina County residents

Health Insurance Coverage

94.7%

compared to 96.3% of Medina County residents

Private Insurance

69.8%

compared to 79.9% of
Medina County residents

Public Coverage

39.0%

compared to 29.2% of
Medina County residents

Adult Self-Rated Health Status

Overall Fair
or Poor Health

18%

compared to 12% of
Medina County residents



Life Expectancy

Life Expectancy

**73.7
years**

compared to 79.5 years for
Medina County residents

Mental Health not Good
for 14+ days

19%

compared to 16% of
Medina County residents

Physical Health not Good
for 14+ days

13%

compared to 10% of
Medina County residents



Healthy Living in Lodi

Adult Risk Behaviors

Binge Drinking

18%

compared to 19% of
Medina County residents

Current Smoking

24%

compared to 16% of
Medina County residents



Sleeping less than 7 hours

36%

compared to 33% of
Medina County residents



No Leisure-time
Physical Activity

31%

compared to 23% of
Medina County residents

Top 5 Adult Health Events

Obesity

42%

compared to 38% of
Medina County residents

High Blood Pressure

32%

compared to 28% of
Medina County residents



Depression

25%

compared to 22% of
Medina County residents

Arthritis

29%

compared to 25% of
Medina County residents



All Teeth Lost (65+)

19%

compared to 10% of
Medina County residents

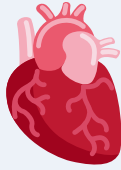


Top 5 Causes of Death in Lodi

Diseases of the Heart

321

per 100,000



compared to 211 per 100,000
Medina County residents

Cancer

291

per 100,000




compared to 197 per 100,000
Medina County residents

Unintentional Injuries

117

per 100,000

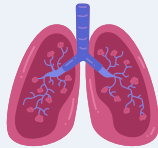


compared to 54 per 100,000
Medina County residents

Chronic Lower Respiratory Disease

95

per 100,000

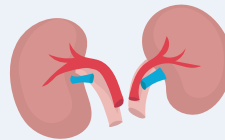


compared to 50 per 100,000
Medina County residents

Kidney Diseases

80

per 100,000



compared to 16 per 100,000
Medina County residents

Top Cause of Unintentional Injury



Overdose

Top Cause of Cancer



Lung Cancer

Medina County Health Department

www.medinahealth.org

330-723-9688

For data sources and methods please visit our website at
www.medinahealth.org/datareports. Report last revised 1/31/2025.

*Services are partially funded by your local health levy.
This institution is an equal opportunity provider.*

