


# Liverpool

## Community Profile

Liverpool Township



### Demographics

#### Total Population

**5,733**

#### Sex

Female	Male
51.0%	49.0%

#### Age Groups

0-19	20-44	45-64	65+
21.0%	26.9%	29.4%	22.8%

#### Any Disability

**10.4%**

compared to 11.6% of Medina County residents



#### Languages

English	Spanish	Other Indo-European	Other Languages
97.4%	0.8%	1.8%	0%

#### Race/Ethnicity

White	Hispanic	Asian	Black	Other Race(s)
97.7%	0%	0%	0.2%	2.2%

### Economics

#### Median Household Income



**\$120,663**

compared to \$89,968 for Medina County

### Housing

#### Homes built before 1980



**48.6%**

compared to 47.0% of Medina County homes

#### Unemployment



**1.7%**

compared to 3.0% for Medina County

#### Rent Burden



**28%**

compared to 43% of Medina County homes

#### Poverty



**3.8%**

compared to 6.0% for Medina County

#### No Vehicle by Housing Unit



**1.0%**

compared to 3.5% of Medina County homes

# Health Indicators in Liverpool Township

## Preventive Services

Women 65+ Up-to-Date on  
Preventive Services

**39%**

compared to 39% of  
Medina County residents

Men 65+ Up-to-Date on  
Preventive Services

**49%**

compared to 49% of  
Medina County residents

Adult Dentist Visits

**71%**



compared to 67% of  
Medina County residents

## Healthcare Coverage

No Health  
Insurance Coverage

**2.5%**



compared to 3.7% of  
Medina County residents

Health Insurance Coverage

**97.5%**

compared to 96.3% of Medina County residents

Private Insurance

**83.2%**

compared to 79.9% of  
Medina County residents

Public Coverage

**32.5%**

compared to 29.2% of  
Medina County residents

## Adult Self-Rated Health Status

Overall Fair  
or Poor Health

**16%**

compared to 12% of  
Medina County residents



## Life Expectancy

Life Expectancy

**79.8  
years**

compared to 79.5 years for  
Medina County residents

Mental Health not Good  
for 14+ days

**15%**

compared to 16% of  
Medina County residents

Physical Health not Good  
for 14+ days

**13%**

compared to 10% of  
Medina County residents

# Healthy Living in Liverpool Township

## Adult Risk Behaviors

Binge Drinking

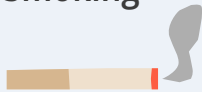
19%

compared to 19% of  
Medina County residents

Current Smoking

15%

compared to 16% of  
Medina County residents



Sleeping less than 7 hours

33%

compared to 33% of  
Medina County residents



No Leisure-time  
Physical Activity

23%

compared to 23% of  
Medina County residents

## Top 5 Adult Health Events

Obesity

36%

compared to 38% of  
Medina County residents

High Blood Pressure

36%

compared to 28% of  
Medina County residents



High Cholesterol

36%

compared to 28% of  
Medina County residents

Arthritis

33%

compared to 25% of  
Medina County residents



Depression

24%

compared to 24% of  
Medina County residents

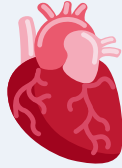


# Top 5 Causes of Death in Liverpool Township

## Diseases of the Heart

286

per 100,000



compared to 211 per 100,000  
Medina County residents

## Cancer

199

per 100,000




compared to 197 per 100,000  
Medina County residents

## COVID-19

94

per 100,000



compared to 59 per 100,000  
Medina County residents

## Stroke

73

per 100,000

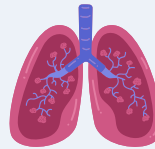


compared to 46 per 100,000  
Medina County residents

## Chronic Lower Respiratory Disease

63

per 100,000



compared to 50 per 100,000  
Medina County residents

## Top Cause of Unintentional Injury



**Falls**

## Top Cause of Cancer



**Lung**

## Medina County Health Department

[www.medinahealth.org](http://www.medinahealth.org)

330-723-9688

For data sources and methods please visit our website at  
[www.medinahealth.org/datareports](http://www.medinahealth.org/datareports). Report last revised 1/31/2025.

*Services are partially funded by your local health levy.  
This institution is an equal opportunity provider.*

