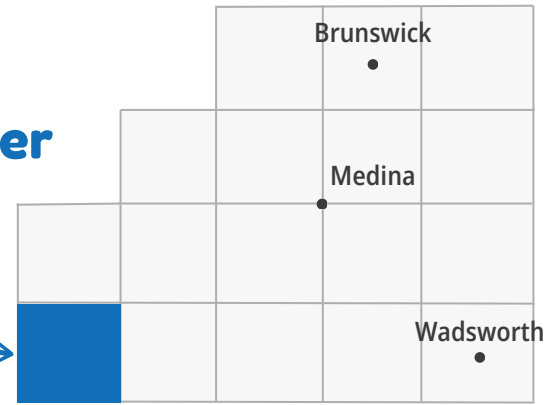


Homer

Community Profile

Homer Township

Homer



Demographics

Total Population

1,451

Sex

Female	Male
48.0%	52.0%

Age Groups

0-19	20-44	45-64	65+
28.5%	31.1%	25.7%	14.5%

Any Disability

10.1%

compared to 11.6% of Medina County residents



Languages

English	Spanish	Other Indo-European	Other Languages
86.8%	0%	13.2%	0%

Race/Ethnicity

White	Hispanic	Asian	Black	Other Race(s)
99.4%	0%	0%	0%	0.6%

Economics

Median Household Income



\$71,699

compared to \$89,968 for Medina County

Housing

Homes built before 1980



34%

compared to 47.0% of Medina County homes

Unemployment



1.9%

compared to 3.0% for Medina County

Rent Burden



0%

compared to 43% of Medina County homes

Poverty



3.4%

compared to 6.0% for Medina County

No Vehicle by Housing Unit



13.3%

compared to 3.5% of Medina County homes

Health Indicators in Homer Township

Preventive Services

Women 65+ Up-to-Date on
Preventive Services

36%

compared to 39% of
Medina County residents

Men 65+ Up-to-Date on
Preventive Services

45%

compared to 49% of
Medina County residents

Adult Dentist Visits

68%



compared to 67% of
Medina County residents

Healthcare Coverage

No Health
Insurance Coverage

17.2%



compared to 3.7% of
Medina County residents

Health Insurance Coverage

82.8%

compared to 96.3% of Medina County residents

Private Insurance

70.2%

compared to 79.9% of
Medina County residents

Public Coverage

16.1%

compared to 29.2% of
Medina County residents

Adult Self-Rated Health Status

Overall Fair
or Poor Health

16%

compared to 12% of
Medina County residents



Life Expectancy

Life Expectancy

**78.3
years**

compared to 79.5 years for
Medina County residents

Mental Health not Good
for 14+ days

18%

compared to 16% of
Medina County residents

Physical Health not Good
for 14+ days

13%

compared to 10% of
Medina County residents

Healthy Living in Homer Township

Adult Risk Behaviors

Binge Drinking

21%

compared to 19% of
Medina County residents

Current Smoking

17%

compared to 16% of
Medina County residents



Sleeping less than 7 hours

35%

compared to 33% of
Medina County residents



No Leisure-time
Physical Activity

24%

compared to 23% of
Medina County residents

Top 5 Adult Health Events

Obesity

36%

compared to 38% of
Medina County residents

High Blood Pressure

34%

compared to 28% of
Medina County residents



High Cholesterol

34%

compared to 28% of
Medina County residents

Arthritis

30%

compared to 25% of
Medina County residents



Depression

26%

compared to 24% of
Medina County residents



Top 5 Causes of Death in Homer Township

Cancer

276

per 100,000



compared to 197 per 100,000
Medina County residents

Diseases of the Heart

179

per 100,000




compared to 211 per 100,000
Medina County residents

COVID-19

110

per 100,000



compared to 59 per 100,000
Medina County residents

Stroke

69

per 100,000



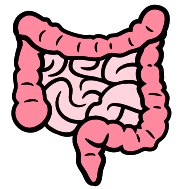
compared to 46 per 100,000
Medina County residents

Multiple causes of death
with less than 3 deaths
per cause

Top Cause of Unintentional Injury

**No cause meets
minimum
reporting
requirement of 3
deaths**

Top Cause of Cancer



Colorectal

Medina County Health Department

www.medinahealth.org

330-723-9688

For data sources and methods please visit our website at
www.medinahealth.org/datareports. Report last revised 1/31/2025.

*Services are partially funded by your local health levy.
This institution is an equal opportunity provider.*

