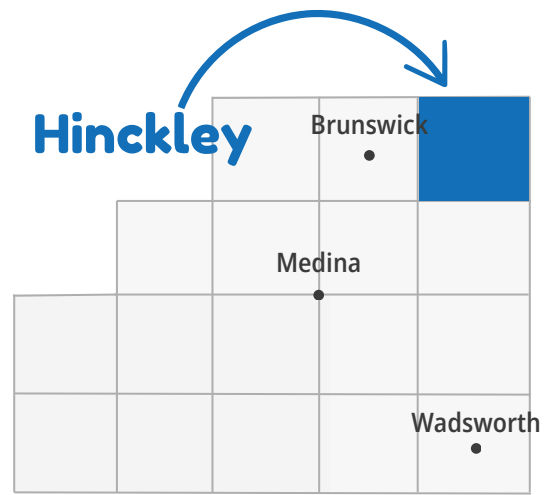


# Hinckley

## Community Profile

Hinckley Township



### Demographics

Total Population

**8,028**

Sex

Female	Male
49.1%	50.9%

Age Groups

0-19	20-44	45-64	65+
24.2%	25.0%	29.6%	21.2%

Any Disability

**8.4%**

compared to 11.6% of Medina County residents



Languages

English	Spanish	Other Indo-European	Other Languages
88.0%	1.1%	6.6%	4.4%

Race/Ethnicity

White	Hispanic	Asian	Black	Other Race(s)
93.4%	2.7%	1.0%	0.1%	1.8%

### Economics

Median Household Income



**\$132,877**

compared to \$89,968 for Medina County

### Housing

Homes built before 1980



**47.3%**

compared to 47.0% of Medina County homes

Unemployment



**3.2%**

compared to 3.0% for Medina County

Rent Burden



**48%**

compared to 43% of Medina County homes

Poverty



**3.7%**

compared to 6.0% for Medina County

No Vehicle by Housing Unit



**0.9%**

compared to 3.5% of Medina County homes



# Health Indicators in Hinckley Township

## Preventive Services

Women 65+ Up-to-Date on Preventive Services

41%

compared to 39% of Medina County residents

Men 65+ Up-to-Date on Preventive Services

51%

compared to 49% of Medina County residents

Adult Dentist Visits

76%



compared to 67% of Medina County residents

## Healthcare Coverage

No Health Insurance Coverage

2.4%



compared to 3.7% of Medina County residents

Health Insurance Coverage

97.6%

compared to 96.3% of Medina County residents

Private Insurance

83.5%

compared to 79.9% of Medina County residents

Public Coverage

29.1%

compared to 29.2% of Medina County residents

## Adult Self-Rated Health Status

Overall Fair or Poor Health

14%

compared to 12% of Medina County residents



## Life Expectancy

Life Expectancy

81.5 years

compared to 79.5 years for Medina County residents

Mental Health not Good for 14+ days

16%

compared to 16% of Medina County residents

Physical Health not Good for 14+ days

12%

compared to 10% of Medina County residents



# Healthy Living in Hinckley Township

## Adult Risk Behaviors

Binge Drinking

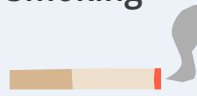
19%

compared to 19% of Medina County residents

Current Smoking

15%

compared to 16% of Medina County residents



Sleeping less than 7 hours

34%

compared to 33% of Medina County residents



No Leisure-time Physical Activity

21%

compared to 23% of Medina County residents

## Top 5 Adult Health Events

Obesity

36%

compared to 38% of Medina County residents

High Blood Pressure

33%

compared to 28% of Medina County residents



High Cholesterol

34%

compared to 22% of Medina County residents

Arthritis

32%


compared to 25% of Medina County residents



Depression

21%

compared to 26% of Medina County residents

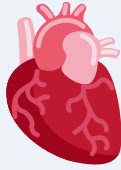


# Top 5 Causes of Death in Hinckley Township

## Diseases of the Heart

167

per 100,000



compared to 211 per 100,000  
Medina County residents

## Cancer

154

per 100,000




compared to 197 per 100,000  
Medina County residents

## COVID-19

55

per 100,000



compared to 59 per 100,000  
Medina County residents

## Stroke

47

per 100,000



compared to 46 per 100,000  
Medina County residents

## Dementia

45

per 100,000



compared to 46 per 100,000  
Medina County residents

## Top Cause of Unintentional Injury



**Overdose**

## Top Cause of Cancer



**Lung Cancer**

## Medina County Health Department

[www.medinahealth.org](http://www.medinahealth.org)

330-723-9688

For data sources and methods please visit our website at  
[www.medinahealth.org/datareports](http://www.medinahealth.org/datareports). Report last revised 1/31/2025.

*Services are partially funded by your local health levy.  
This institution is an equal opportunity provider.*

