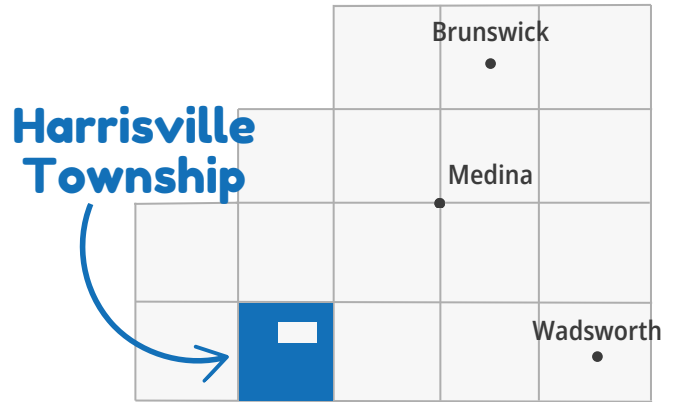


Harrisville


Community Profile

Harrisville Township (unincorporated)




Demographics

Total Population <h1>1,847</h1>	Sex Female: 49.0% Male: 51.0%	Age Groups 0-19: 21.5% 20-44: 24.2% 45-64: 37.9% 65+: 16.4%	Any Disability <h1>9.2%</h1> compared to 11.6% of Medina County residents
Languages English: 88.0% Spanish: 6.1% Other Indo-European: 5.9% Other Languages: 0%		Race/Ethnicity White: 93.3% Hispanic: 6.2% Asian: 0% Black: 0% Other Race(s): 0.4%	



Economics


Median Household Income



\$75,820

compared to \$89,968 for Medina County


Unemployment



4.0%

compared to 3.0% for Medina County

Poverty




17.7%

compared to 6.0% for Medina County

Housing


Homes built before 1980



58.8%

compared to 47.0% of Medina County homes


Rent Burden



0%

compared to 43% of Medina County homes

No Vehicle by Housing Unit



3.5%

compared to 3.5% of Medina County homes



Health Indicators in Harrisville Township

Preventive Services

Women 65+ Up-to-Date on Preventive Services

37%

compared to 39% of Medina County residents

Men 65+ Up-to-Date on Preventive Services

45%

compared to 49% of Medina County residents

Adult Dentist Visits

62%



compared to 67% of Medina County residents

Healthcare Coverage

No Health Insurance Coverage

9.5%



compared to 3.7% of Medina County residents

Health Insurance Coverage

90.5%

compared to 96.3% of Medina County residents

Private Insurance

72.9%

compared to 79.9% of Medina County residents

Public Coverage

30.8%

compared to 29.2% of Medina County residents

Adult Self-Rated Health Status

Overall Fair or Poor Health

17%

compared to 12% of Medina County residents



Life Expectancy

Life Expectancy

80.0 years

compared to 79.5 years for Medina County residents

Mental Health not Good for 14+ days

16%

compared to 16% of Medina County residents

Physical Health not Good for 14+ days

12%

compared to 10% of Medina County residents



Healthy Living in Harrisville Township

Adult Risk Behaviors

Binge Drinking

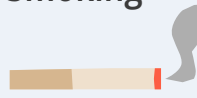
17%

compared to 19% of Medina County residents

Current Smoking

21%

compared to 16% of Medina County residents



Sleeping less than 7 hours

35%

compared to 33% of Medina County residents



No Leisure-time Physical Activity

28%

compared to 23% of Medina County residents

Top 5 Adult Health Events

Obesity

41%

compared to 38% of Medina County residents

High Blood Pressure

34%

compared to 28% of Medina County residents



High Cholesterol

35%

compared to 28% of Medina County residents

Arthritis

31%


compared to 25% of Medina County residents



Depression

22%

compared to 24% of Medina County residents



Top 5 Causes of Death in Harrisville Township

Cancer

249
per 100,000



compared to 197 per 100,000
Medina County residents

Diseases of the Heart


238
per 100,000



compared to 211 per 100,000
Medina County residents

Unintentional Injuries

43
per 100,000



compared to 54 per 100,000
Medina County residents

Stroke

43
per 100,000



compared to 46 per 100,000
Medina County residents

Suicide

43
per 100,000



compared to 14 per 100,000
Medina County residents

Top Cause of Unintentional Injury



Transport

Top Cause of Cancer



Lung

Medina County Health Department

www.medicinahealth.org

330-723-9688

For data sources and methods please visit our website at
www.medicinahealth.org/datareports. Report last revised 1/31/2025.

*Services are partially funded by your local health levy.
This institution is an equal opportunity provider.*

