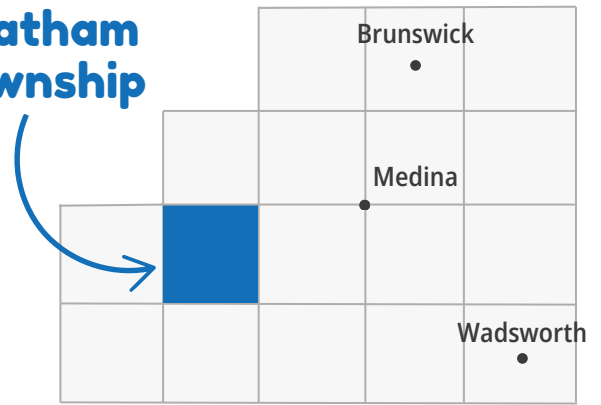


# Chatham

## Community Profile

Chatham Township

**Chatham  
Township**



### Demographics

Total Population

**2,453**

Sex

Female	Male
47.9%	52.1%

Age Groups

0-19	20-44	45-64	65+
20.2%	25.3%	29.1%	25.4%

Any Disability

**12.5%**

compared to 11.6% of  
Medina County residents



Languages

English	Spanish	Other Indo-European	Other Languages
97.3%	1.4%	1.2%	0.1%

Race/Ethnicity

White	Hispanic	Asian	Black	Other Race(s)
95.7%	0.9%	0.1%	0%	3.2%

### Economics

Median Household Income



**\$76,439**

compared to \$89,968 for Medina County

### Housing

Homes built before 1980



**47.9%**

compared to 47.0% of Medina County homes

Unemployment



**1.5%**

compared to 3.0% for Medina County

Rent Burden



**0%**

compared to 43% of Medina County homes

Poverty



**1.9%**

compared to 6.0% for Medina County

No Vehicle by Housing Unit



**0.6%**

compared to 3.5% of Medina County homes

# Health Indicators in Chatham Township

## Preventive Services

Women 65+ Up-to-Date on  
Preventive Services

**39%**

compared to 39% of  
Medina County residents

Men 65+ Up-to-Date on  
Preventive Services

**48%**

compared to 49% of  
Medina County residents

Adult Dentist Visits

**62%**



compared to 67% of  
Medina County residents

## Healthcare Coverage

No Health  
Insurance Coverage

**4.6%**



compared to 3.7% of  
Medina County residents

Health Insurance Coverage

**95.4%**

compared to 96.3% of Medina County residents

Private Insurance

**66.2%**

compared to 79.9% of  
Medina County residents

Public Coverage

**46.9%**

compared to 29.2% of  
Medina County residents

## Adult Self-Rated Health Status

Overall Fair  
or Poor Health

**21%**

compared to 12% of  
Medina County residents



## Life Expectancy

Life Expectancy

**76.8  
years**

compared to 79.5 years for  
Medina County residents

Mental Health not Good  
for 14+ days

**19%**

compared to 16% of  
Medina County residents

Physical Health not Good  
for 14+ days

**16%**

compared to 10% of  
Medina County residents

# Healthy Living in Chatham Township

## Adult Risk Behaviors

Binge Drinking

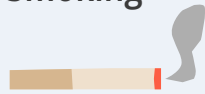
18%

compared to 19% of  
Medina County residents

Current Smoking

20%

compared to 16% of  
Medina County residents



Sleeping less than 7 hours

37%

compared to 33% of  
Medina County residents



No Leisure-time  
Physical Activity

28%

compared to 23% of  
Medina County residents

## Top 5 Adult Health Events

Obesity

40%

compared to 38% of  
Medina County residents

High Blood Pressure

39%

compared to 28% of  
Medina County residents



High Cholesterol

37%

compared to 28% of  
Medina County residents

Arthritis

36%

compared to 25% of  
Medina County residents



Depression

26%

compared to 24% of  
Medina County residents

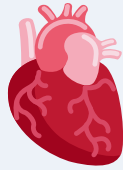


# Top 5 Causes of Death in Chatham Township

## Diseases of the Heart

277

per 100,000



compared to 211 per 100,000  
Medina County residents

## Cancer

220

per 100,000




compared to 197 per 100,000  
Medina County residents

## Unintentional Injuries

57

per 100,000



compared to 54 per 100,000  
Medina County residents

## Alzheimer's Disease

49

per 100,000

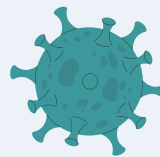


compared to 44 per 100,000  
Medina County residents

## COVID-19

49

per 100,000



compared to 59 per 100,000  
Medina County residents

## Top Cause of Unintentional Injury



**Falls**

## Top Cause of Cancer



**Lung**

## Medina County Health Department

[www.medinahealth.org](http://www.medinahealth.org)

330-723-9688

For data sources and methods please visit our website at  
[www.medinahealth.org/datareports](http://www.medinahealth.org/datareports). Report last revised 1/31/2025.

*Services are partially funded by your local health levy.  
This institution is an equal opportunity provider.*

