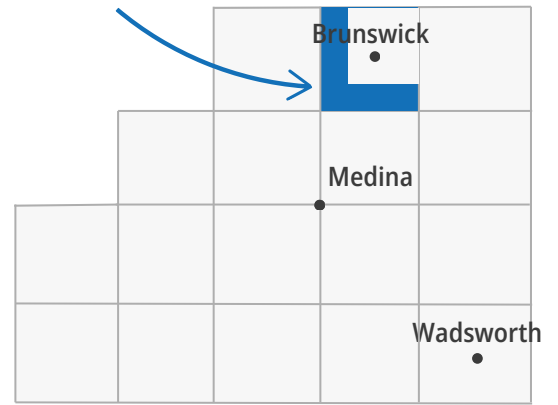


Brunswick Hills

Brunswick Hills Community Profile

Brunswick Hills Township (unincorporated)



Demographics

Total Population

11,169

Sex

Female	Male
50.8%	49.2%

Age Groups

0-19	20-44	45-64	65+
27.6%	28.9%	28.0%	15.5%

Any Disability

11.3%

compared to 11.6% of Medina County residents



Languages

English	Spanish	Other Indo-European	Other Languages
90.9%	0.6%	7.2%	1.3%

Race/Ethnicity

White	Hispanic	Asian	Black	Other Race(s)
86.3%	3.5%	4.4%	0.8%	5.1%

Economics

Median Household Income



\$95,435

compared to \$89,968 for Medina County

Housing

Homes built before 1980



18.8%

compared to 47.0% of Medina County homes

Unemployment



2.4%

compared to 3.0% for Medina County

Rent Burden



47%

compared to 43% of Medina County homes

Poverty



5.5%

compared to 6.0% for Medina County

No Vehicle by Housing Unit



5.3%

compared to 3.5% of Medina County homes

Health Indicators in Brunswick Hills Township

Preventive Services

Women 65+ Up-to-Date on
Preventive Services

38%

compared to 39% of
Medina County residents

Men 65+ Up-to-Date on
Preventive Services

48%

compared to 49% of
Medina County residents

Adult Dentist Visits

68%



compared to 67% of
Medina County residents

Healthcare Coverage

No Health
Insurance Coverage

5.1%



compared to 3.7% of
Medina County residents

Health Insurance Coverage

94.9%

compared to 96.3% of Medina County residents

Private Insurance

77.3%

compared to 79.9% of
Medina County residents

Public Coverage

26.9%

compared to 29.2% of
Medina County residents

Adult Self-Rated Health Status

Overall Fair
or Poor Health

17%

compared to 12% of
Medina County residents



Life Expectancy

Life Expectancy

**79.4
years**

compared to 79.5 years for
Medina County residents

Mental Health not Good
for 14+ days

11%

compared to 16% of
Medina County residents

Physical Health not Good
for 14+ days

13%

compared to 10% of
Medina County residents

Healthy Living in Brunswick Hills Township

Adult Risk Behaviors

Binge Drinking

20%

compared to 19% of
Medina County residents

Current Smoking

17%

compared to 16% of
Medina County residents



Sleeping less than 7 hours

35%

compared to 33% of
Medina County residents



No Leisure-time
Physical Activity

24%

compared to 23% of
Medina County residents

Top 5 Adult Health Events

Obesity

37%

compared to 38% of
Medina County residents

High Blood Pressure

34%

compared to 28% of
Medina County residents



High Cholesterol

34%

compared to 28% of
Medina County residents

Arthritis

31%

compared to 25% of
Medina County residents



Depression

26%

compared to 24% of
Medina County residents



Top 5 Causes of Death in Brunswick Hills Township

Cancer

197
per 100,000



compared to 197 per 100,000
Medina County residents

Diseases of the Heart


195
per 100,000



compared to 211 per 100,000
Medina County residents

COVID-19

59
per 100,000



compared to 59 per 100,000
Medina County residents

Stroke


50
per 100,000



compared to 46 per 100,000
Medina County residents

Unintentional Injuries

43
per 100,000



compared to 54 per 100,000
Medina County residents

Top Cause of Unintentional Injury



Falls

Top Cause of Cancer



Lung

Medina County Health Department

www.medicinahealth.org

330-723-9688

For data sources and methods please visit our website at
www.medicinahealth.org/datareports. Report last revised 1/31/2025.

*Services are partially funded by your local health levy.
This institution is an equal opportunity provider.*

