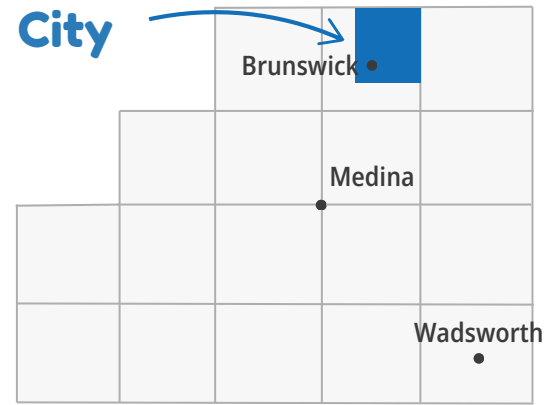


Brunswick City

Community Profile

Brunswick City

Brunswick City



Demographics

Total Population 35,304	Sex Female 51.4% Male 48.6%	Age Groups 0-19 24.3% 20-44 31.4% 45-64 27.2% 65+ 17.2%	Any Disability 12.0% compared to 11.6% of Medina County residents
Languages English 95.9% Spanish 1.0% Other Indo-European 2.2% Other Languages 0.8%	Race/Ethnicity White 90.9% Hispanic 3.5% Asian 0.5% Black 1.9% Other Race(s) 3.3%		

Economics

Median Household Income

\$81,780

compared to \$89,968 for Medina County

Unemployment

2.3%

compared to 3.0% for Medina County

Poverty

5.9%

compared to 6.0% for Medina County

Housing

Homes built before 1980

55.6%

compared to 47.0% of Medina County homes

Rent Burden

46%

compared to 43% of Medina County homes

No Vehicle by Housing Unit

3.3%

compared to 3.5% of Medina County homes



Health Indicators in Brunswick City



Preventive Services

Women 65+ Up-to-Date on Preventive Services

38%

compared to 39% of Medina County residents

Men 65+ Up-to-Date on Preventive Services

48%

compared to 49% of Medina County residents

Adult Dentist Visits

65%

compared to 67% of Medina County residents



Healthcare Coverage

No Health Insurance Coverage

2.9%

compared to 3.7% of Medina County residents



Health Insurance Coverage

97.1%

compared to 96.3% of Medina County residents

Private Insurance

81.6%

compared to 79.9% of Medina County residents

Public Coverage

28.6%

compared to 29.2% of Medina County residents

Adult Self-Rated Health Status

Overall Fair or Poor Health

14%

compared to 12% of Medina County residents



Life Expectancy

Life Expectancy

79.8 years

compared to 79.5 years for Medina County residents

Mental Health not Good for 14+ days

17%

compared to 16% of Medina County residents

Physical Health not Good for 14+ days

11%

compared to 10% of Medina County residents



Healthy Living in Brunswick City

Adult Risk Behaviors

Binge Drinking

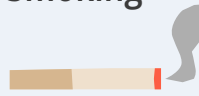
18%

compared to 19% of
Medina County residents

Current Smoking

18%

compared to 16% of
Medina County residents



Sleeping less than 7 hours

34%

compared to 33% of
Medina County residents



No Leisure-time
Physical Activity

25%

compared to 23% of
Medina County residents

Top 5 Adult Health Events

Obesity

40%

compared to 38% of
Medina County residents

High Blood Pressure

30%

compared to 28% of
Medina County residents



High Cholesterol

32%

compared to 28% of
Medina County residents

Arthritis

28%


compared to 25% of
Medina County residents



Depression

23%

compared to 24% of
Medina County residents

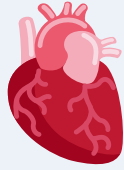


Top 5 Causes of Death in Brunswick City

Diseases of the Heart

216

per 100,000



compared to 211 per 100,000
Medina County residents

Cancer

205

per 100,000



compared to 197 per 100,000
Medina County residents

Chronic Lower Respiratory Disease

63

per 100,000




compared to 50 per 100,000
Medina County residents

COVID-19

62

per 100,000




compared to 59 per 100,000
Medina County residents

Unintentional Injuries

56

per 100,000



compared to 54 per 100,000
Medina County residents

Top Cause of Unintentional Injury



Falls

Top Cause of Cancer



Lung

Medina County Health Department

www.medinahealth.org

330-723-9688

For data sources and methods please visit our website at
www.medinahealth.org/datareports. Report last revised 1/31/2025.

*Services are partially funded by your local health levy.
This institution is an equal opportunity provider.*

