



# Prioritization Report

## May 2024

# TABLE OF CONTENTS

Prioritization Report Process.....	3
Focus Areas Previous CHIP.....	4
Prioritization Phases.....	4
Phase 1: Community Survey.....	4
Phase 2: LWMC Survey.....	5
Phase 3: Impact & Feasibility.....	6
Recommended Focus Areas.....	7
Impact and Feasibility Results.....	7
Appendix A: Age Group Analysis.....	11
Next Steps.....	22



## PRIORITIZATION REPORT PROCESS 2024

Medina County Health Department and Medina City Schools have coordinated Living Well Medina County (LWMC) for several years, striving to bring together people and organizations to improve community wellness. The community health assessment and improvement plan process with Living Well Medina County is one way we can be intentional about understanding the health issues that impact residents and work together to create a healthy community. This prioritization report is step 3 in the community health assessment and improvement planning process for Medina County.

This report highlights the steps taken to gather community input on health priorities and the steps to identify top priorities to take to a Community Health Improvement Plan (CHIP) meeting scheduled for June 5, 2024.



## FOCUS AREAS PREVIOUS CHIP:

LWMC previous priority outcome areas in the 2018 – 2022 CHIP included:



### Chronic Disease Prevention

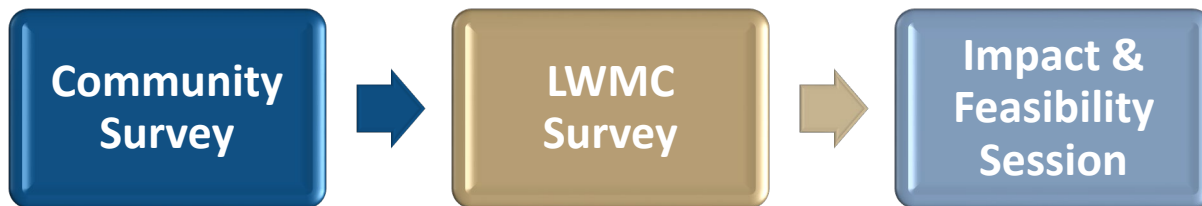
- Adult heart disease
- Adult diabetes
- Adult, youth, and child obesity

### Mental Health and Addiction

- Adult/youth suicide and depression
- Adult/youth mental health and bullying
- Youth alcohol and tobacco use

All LWMC reports can be found here: <https://medinahealth.org/community/data-reports/community-health-assessment/>

## PRIORITIZATION PHASES



### PRIORITIZATION PHASE 1:

#### COMMUNITY SURVEY JANUARY – FEBRUARY 2024

A survey was made available to the public to gather feedback and opinions on priority health needs. This was distributed via LWMC, social media, emails to elected officials, and at community events. A total of 728 community members completed survey.

Survey results were incorporated in the Community Health Assessment March 2024 report and utilized in Prioritization Phase 2. See Table 1.



## PRIORITIZATION PHASE 2:

### LWMC SURVEY MARCH 2024

Living Well Medina County (LWMC) members were emailed a survey with 3 overarching areas to consider for each issue:

1. Significance to health and well-being of the public (questions 1 & 2)
2. Ability to impact the issue (questions 3 & 4)
3. Capacity to address the issue (questions 5 & 6)

Coalition members were asked to refer to the data provided in the Secondary Data Report provided to them and to rate each of the priority areas from 1 (not at all/none) to 5 (quite a lot/definitely) for each question.

Results were averaged and entered into the MAPP 2.0 Prioritization Matrix. Results from the Community Survey and LWMC were compared and presented in Prioritization Phase 3. See Table 1.

Agencies who participated in Phase 2 included:

- Akron Children’s Hospital
- Alternative Paths
- Cleveland Clinic, Medina Hospital
- Cloverleaf Local Schools
- Cooperative Community Services
- Cornerstone Psychological
- Free Clinic of Medina County
- Medina County Family First Council
- Medina County Office for Older Adults
- Medina County ADAMH Board
- Medina City Schools
- Medina County Board of DD
- Medina County District Library
- Medina County Health Department
- Medina Metropolitan Housing Authority
- Soprema Senior Center
- Wadsworth City Schools
- Four completed surveys without agency noted

## PRIORITIZATION PHASE 3:

### IMPACT & FEASIBILITY SESSION MAY 2024

LWMC coalition members were invited to participate in a meeting to further prioritize areas of need after completion of Phase 2 Prioritization. After reviewing the top 10 areas from both the Community Survey (Phase 1) and the Coalition Survey (Phase 2), those in attendance rated all areas in both top 10 list on two criteria:

1. Impact: What areas would have/currently have the most IMPACT to the health and wellbeing of our residents?
2. Feasibility: What areas are the most FEASIBLE to address?

Agencies that participated in Phase 3:

- Cleveland Clinic, Medina Hospital
- Cornerstone Psychological
- Medina City Schools
- Medina County ADAMH Board
- Medina County District Library
- Medina County Health Department
- Soprema Senior Center

*Table 1: Top issues identified in Community Survey (Phase 1) and Coalition Survey (Phase 2)*

HEALTH NEEDS RANKED BY THE COMMUNITY (ACCORDING TO COMMUNITY SURVEY)	HEALTH NEEDS RANKED BY LWMC (ACCORDING TO COALITION MEMBERS SURVEY)
1. Mental Health and access to mental healthcare	1. Mental Health and access to mental healthcare
2. Access to healthcare	2. Substance use/drug use
3. Transportation	3. Food insecurity
4. Housing and homelessness	4. Access to healthcare
5. Substance use/drug use	5. Preventive Care
6. Food insecurity	6. Maternal, Infant and child health
7. Income/poverty	7. Chronic Diseases
8. Chronic Diseases	8. Nutrition and Physical Health
9. Adverse childhood experiences	9. Transportation
10. Access to childcare	10. Tobacco and nicotine

# RECOMMENDED FOCUS AREAS FOR STRATEGY DEVELOPMENT:

Based on entire prioritization process, review of past CHIP, and conversation during session for ranking of Impact and Feasibility, the following are recommended areas for strategy development by LWMC for CHIP 2024-2028.



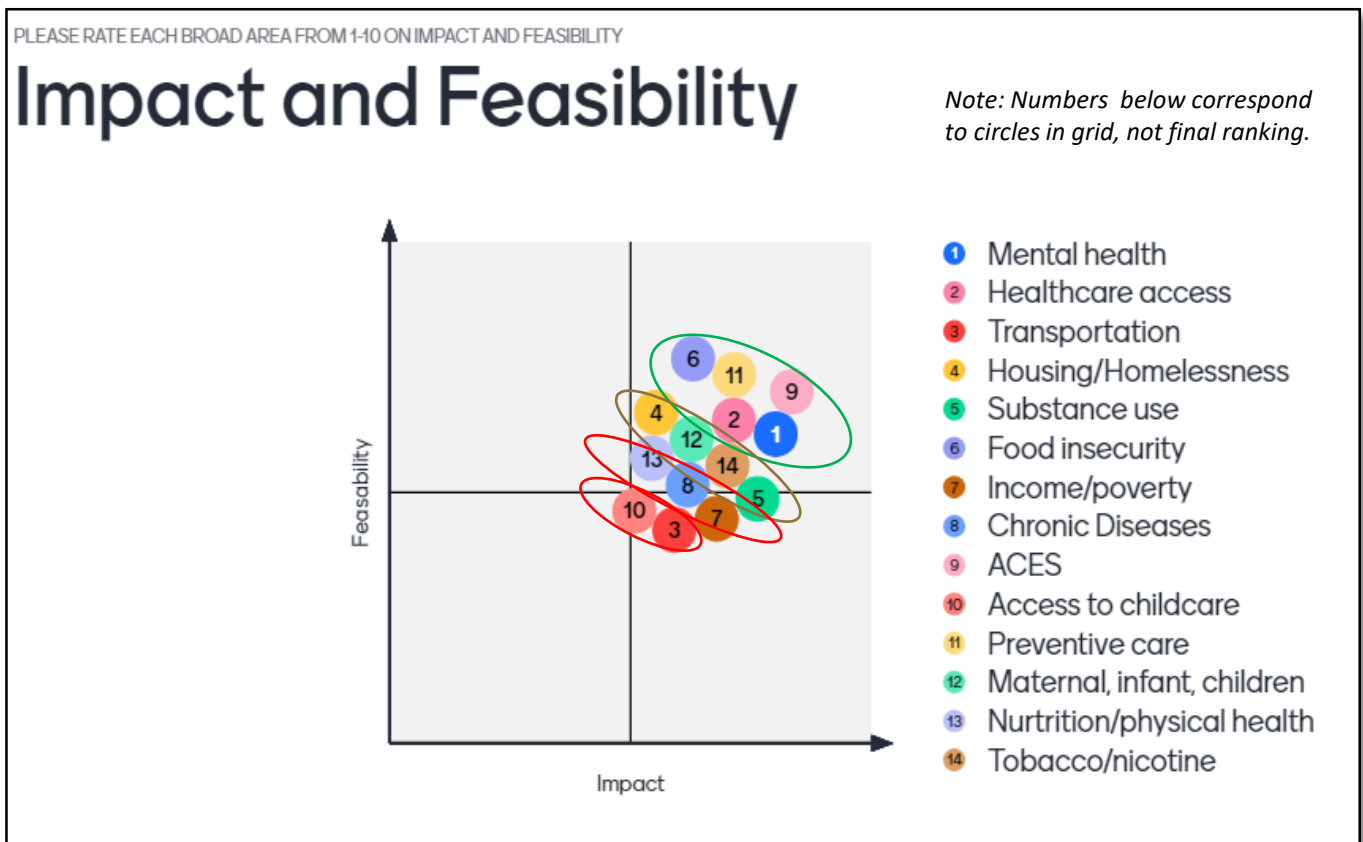
## Mental Health and Addiction

- ACES
- Mental Health and Access to Mental Healthcare
- Housing and Homelessness
- Substance Use

## Chronic Disease Prevention

- Preventive Care and Practices
- Access to Healthcare
- Food Insecurity
- Tobacco and Nicotine Use
- Maternal, Infant, and Child Health

Additional strategies may include transportation, income/poverty, chronic diseases, access to childcare, and nutrition/physical health.



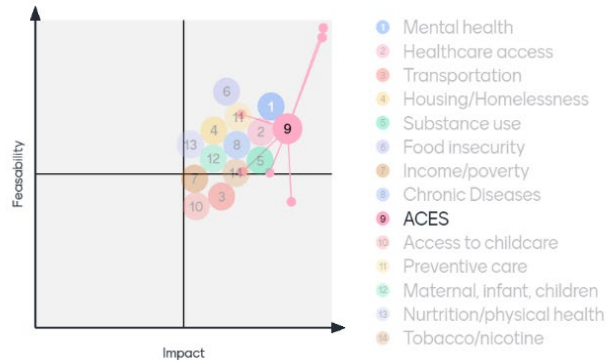
Results for each area ranked are presented in subsequent pages. The graphs show the voting of all members that when combined, placed it on the Impact/Feasibility grid.



## ADVERSE CHILDHOOD EXPERIENCES (ACES)

PLEASE RATE EACH BROAD AREA FROM 1-10 ON IMPACT AND FEASIBILITY

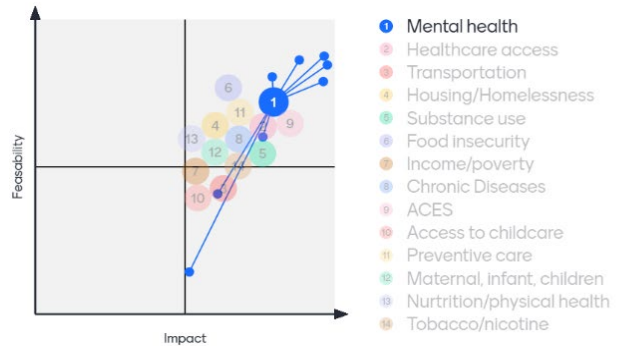
# Impact and Feasibility



## MENTAL HEALTH AND ACCESS TO MENTAL HEALTHCARE

PLEASE RATE EACH BROAD AREA FROM 1-10 ON IMPACT AND FEASIBILITY

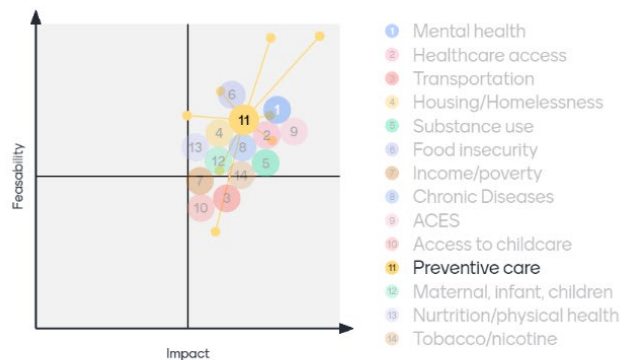
# Impact and Feasibility



## PREVENTIVE CARE AND PRACTICES

PLEASE RATE EACH BROAD AREA FROM 1-10 ON IMPACT AND FEASIBILITY

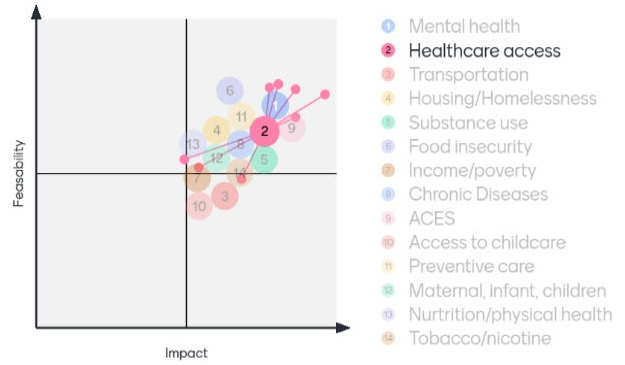
# Impact and Feasibility





PLEASE RATE EACH BROAD AREA FROM 1-10 ON IMPACT AND FEASIBILITY

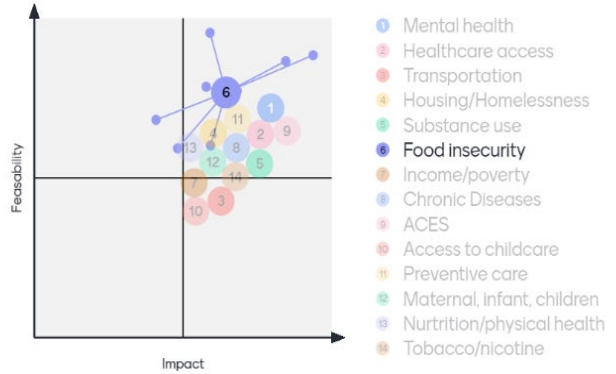
# Impact and Feasibility



## FOOD INSECURITY

PLEASE RATE EACH BROAD AREA FROM 1-10 ON IMPACT AND FEASIBILITY

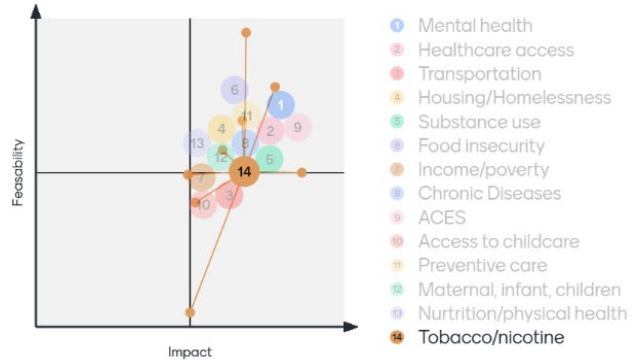
# Impact and Feasibility



## TOBACCO AND NICOTINE USE

PLEASE RATE EACH BROAD AREA FROM 1-10 ON IMPACT AND FEASIBILITY

# Impact and Feasibility

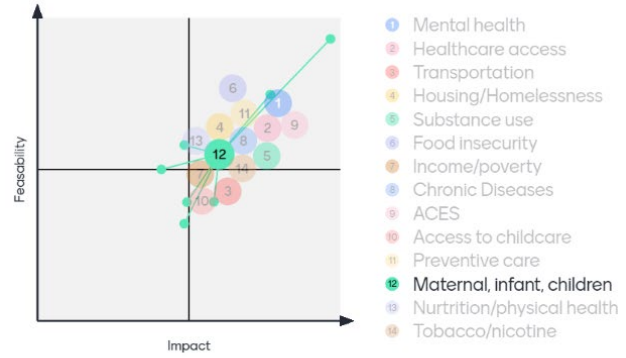




## MATERNAL, INFANT AND CHILD HEALTH

PLEASE RATE EACH BROAD AREA FROM 1-10 ON IMPACT AND FEASIBILITY

# Impact and Feasibility



## HOUSING AND HOMELESSNESS

PLEASE RATE EACH BROAD AREA FROM 1-10 ON IMPACT AND FEASIBILITY

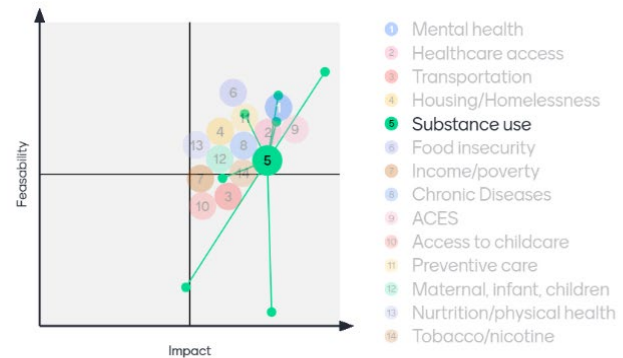
# Impact and Feasibility



## SUBSTANCE USE/DRUG USE

PLEASE RATE EACH BROAD AREA FROM 1-10 ON IMPACT AND FEASIBILITY

# Impact and Feasibility



# APPENDIX A

## DISCUSSION OF RESPONSES BASED ON AGE GROUP FOR COMMUNITY SURVEY

During Phase 3, questions on the difference that age may have had on answers to priority area were discussed. The following section has analysis that compared responses by age for the overall survey compared to each priority area.

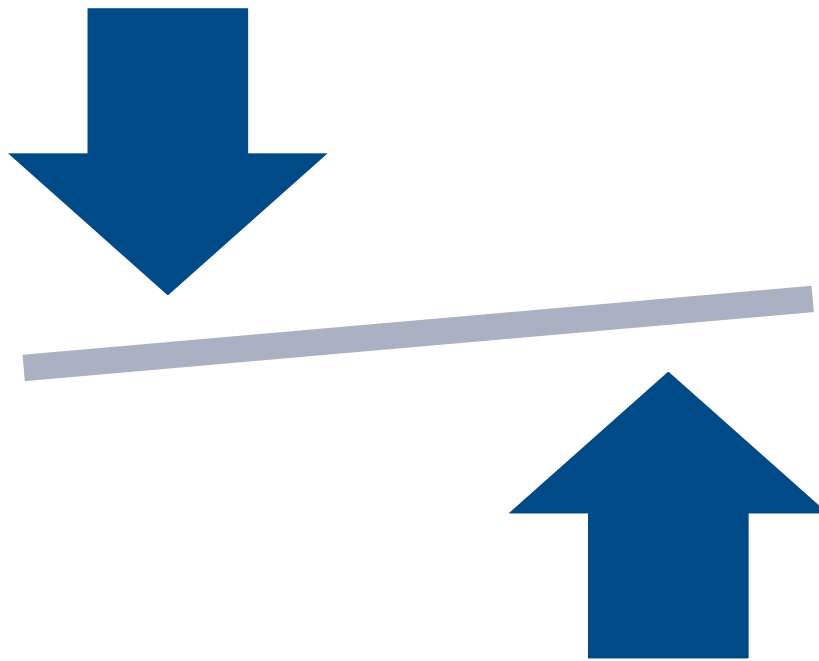
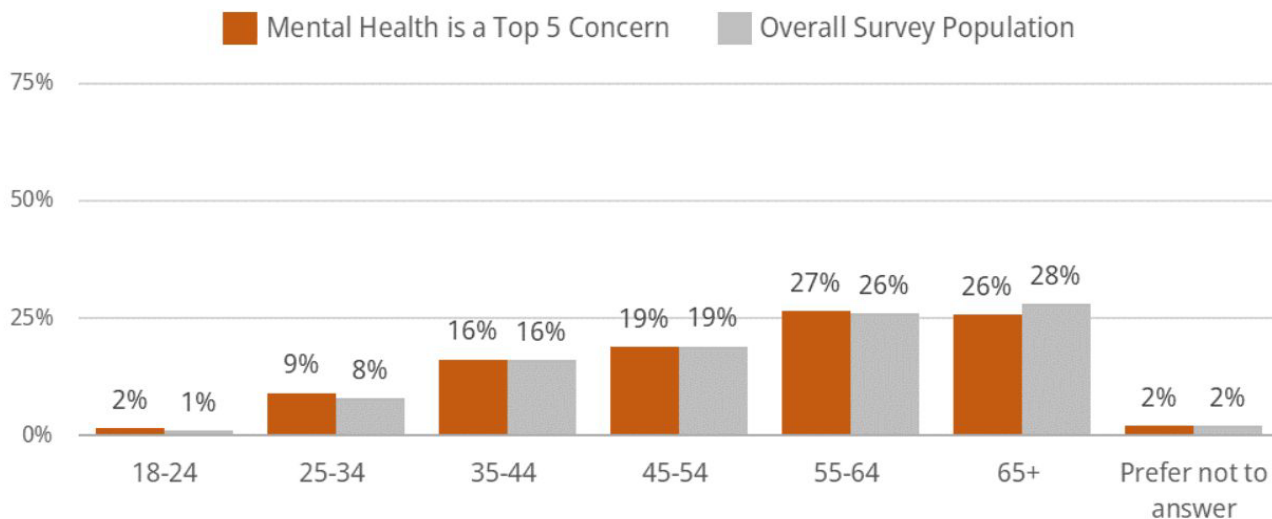




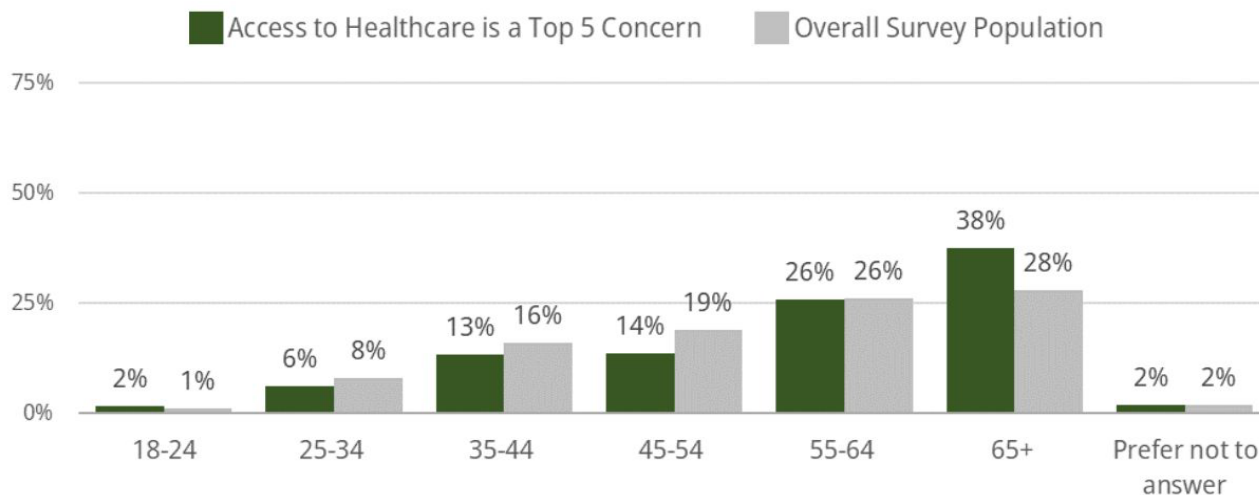
Figure 1. Age Groups of Respondents that Selected **Mental Health and Access to Mental Healthcare** as a Top 5 Concern compared to Overall Survey Population (2024 Medina County Health Priorities Survey)



Respondents that selected mental health and access to mental healthcare as a top five concern mirrored the population of the survey. The majority of overall survey respondents and respondents that selected mental health and access to mental healthcare were 55+ years of age. Specifically, 27% of respondents that selected mental health as a top five concern were in the age group 55-64 years and 26% of overall survey respondents were in that age group. Similarly, 26% of respondents that selected mental health as a top five concern were in the age group 65+ years and 28% of overall survey respondents were in that age group.

Note. 379 total survey respondents selected mental health and access to mental healthcare as a top five concern. 40 of those respondents skipped the age group question.

Figure 2. Age Groups of Respondents that Selected **Access to Healthcare** as a Top 5 Concern compared to Overall Survey Population (2024 Medina County Health Priorities Survey)

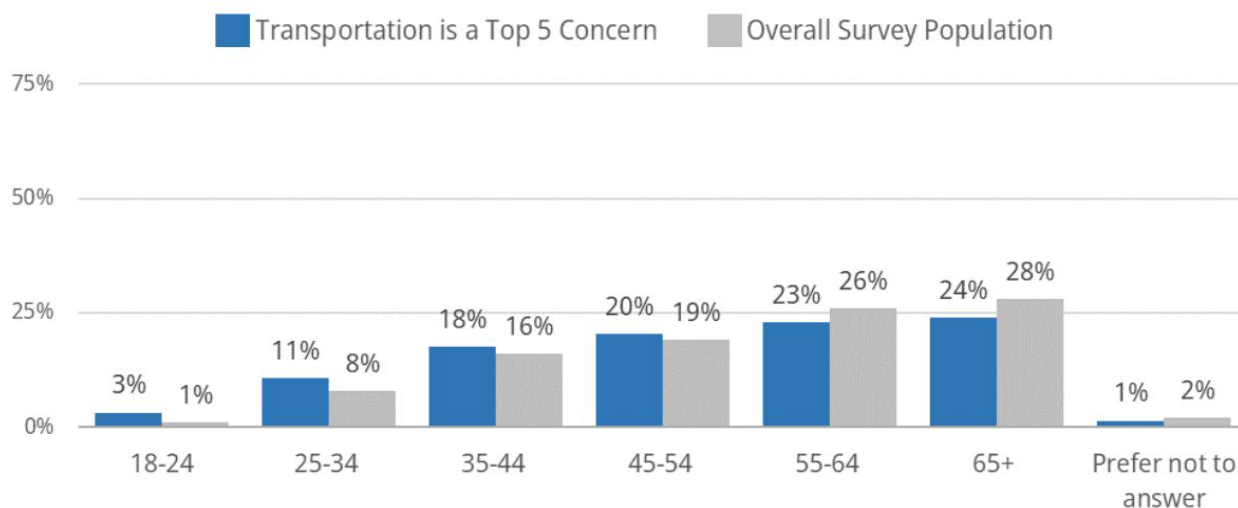


Respondents that selected access to healthcare as a top five concern had a larger percentage of individuals in the age group 65+ years (38%) compared to the overall survey population in that age group (28%). Individuals in the age groups 25 - 54 years had a lower percentage of individuals select access to healthcare as a top five concern compared to the overall survey population in those age groups.

Note. 280 total survey respondents selected access to healthcare as a top five concern. 32 of those respondents skipped the age group question.



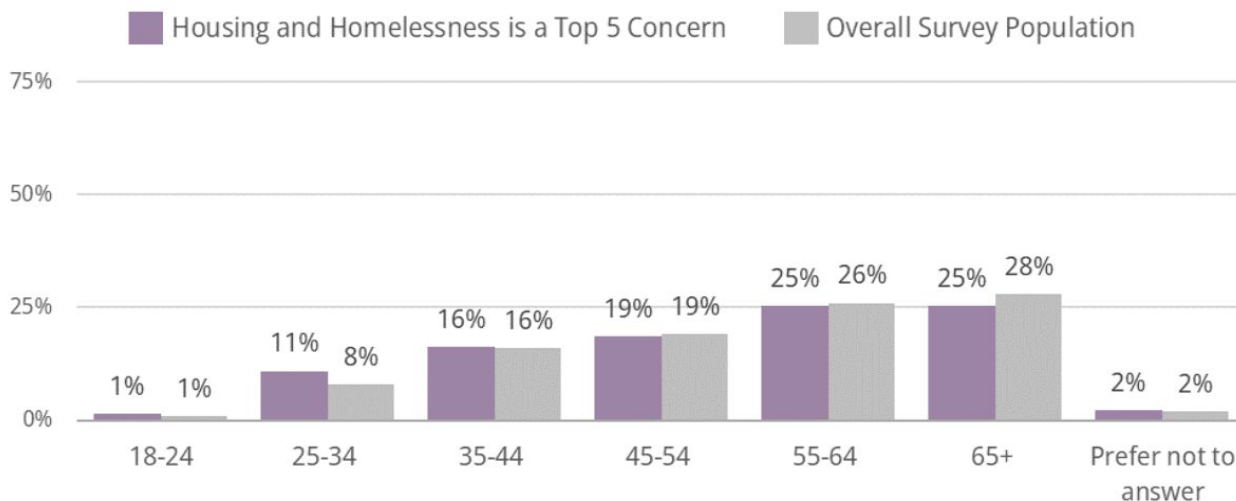
Figure 3. Age Groups of Respondents that Selected **Transportation** as a Top 5 Concern compared to Overall Survey Population (2024 Medina County Health Priorities Survey)



Respondents that selected transportation as a top five concern had a larger percentage of individuals in the age groups between 18 - 54 years (52%) compared to the overall survey population in the 18 - 54 years age groups (44%). Conversely, 24% of respondents that selected transportation were in the 65+ years age group compared to 28% of overall survey respondents being in the age group 65+ years.

Note. 249 total survey respondents selected transportation as a top five concern. 27 of those respondents skipped the age group question.

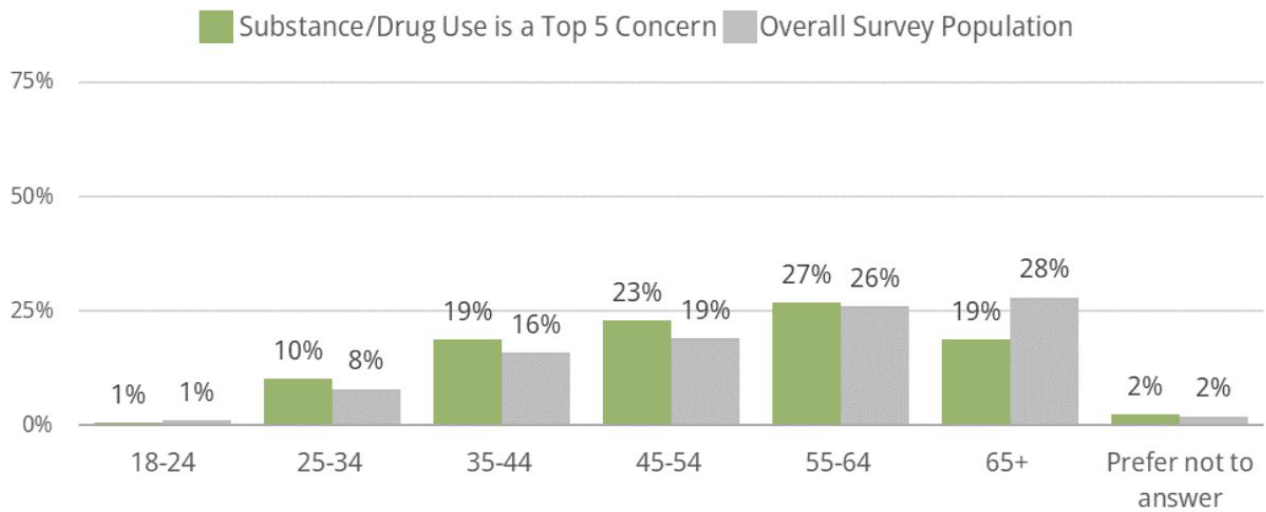
Figure 4. Age Groups of Respondents that Selected **Housing and Homelessness** as a Top 5 Concern compared to Overall Survey Population (2024 Medina County Health Priorities Survey)



The age groups of respondents that selected housing and homelessness as a top five concern closely mirrored the overall survey population. However, more respondents in the age group 25-34 years selected housing and homelessness as a top five concern (11%) compared to the overall survey population in that age group (8%). Less respondents in the age group 65+ years selected housing and homelessness as a top five concern (25%) compared to the overall survey population in that age group (28%).

Note. 248 total survey respondents selected housing and homelessness as a top five concern. 27 of those respondents skipped the age group question.

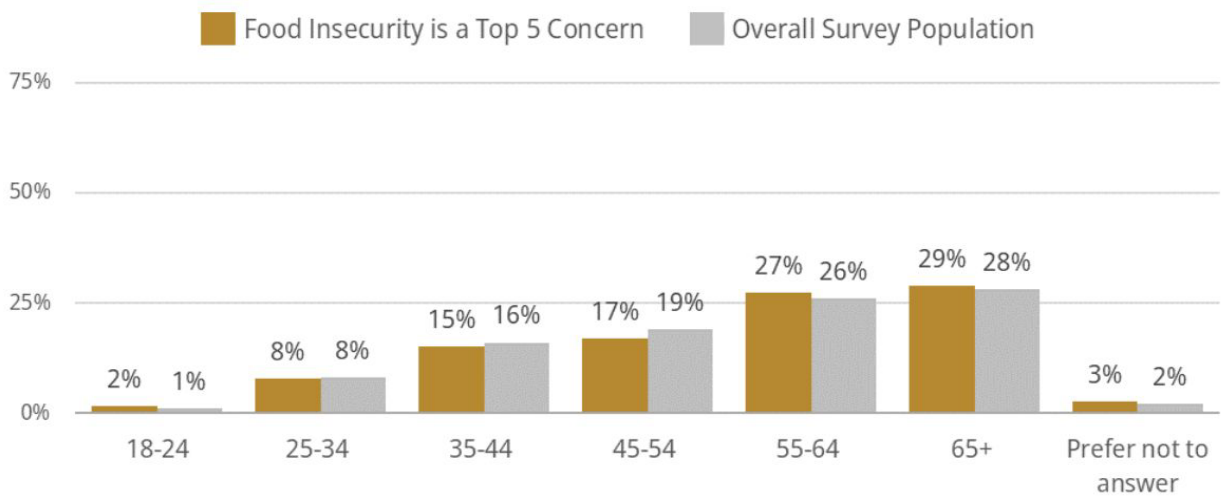
Figure 5. Age Groups of Respondents that Selected **Substance/Drug Use** as a Top 5 Concern compared to Overall Survey Population (2024 Medina County Health Priorities Survey)



Respondents that selected substance and drug use as a top five concern had a larger percentage of individuals in the age groups between 25 - 54 years (52%) compared to the overall survey population in the age groups between 25 - 54 years (43%). Conversely, only 19% of respondents that selected substance and drug use as a top five concern were in the 65+ years age group compared to 28% of overall survey respondents being in the age group 65+ years.

Note. 232 total survey respondents selected substance/drug use as a top five concern. 23 of those respondents skipped the age group question.

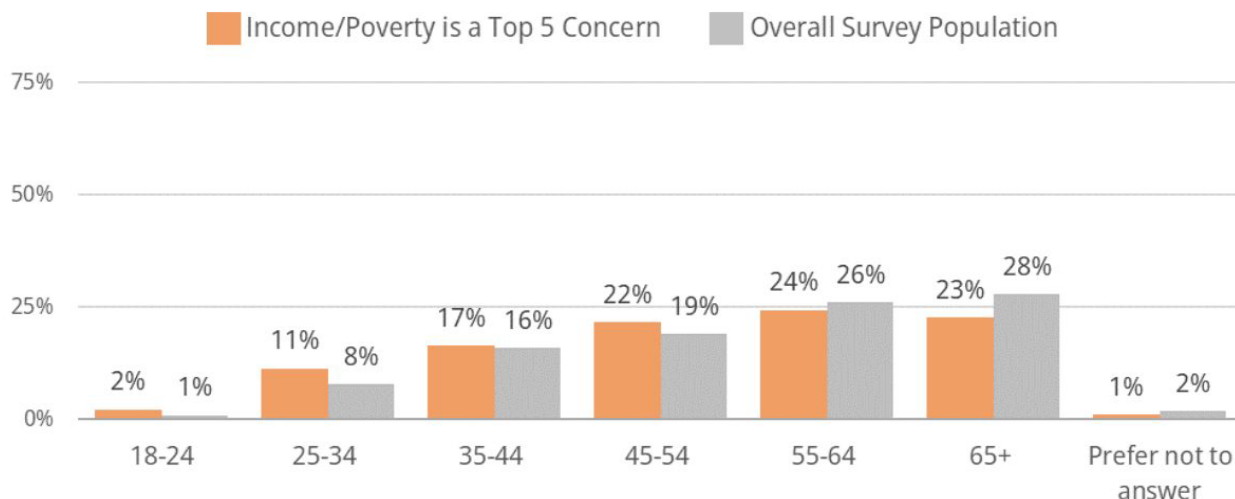
Figure 6. Age Groups of Respondents that Selected **Food Insecurity** as a Top 5 Concern compared to Overall Survey Population (2024 Medina County Health Priorities Survey)



Respondents that selected food insecurity as a top five concern generally mirrored the population of the overall survey. There were 29% of respondents in the age group 65+ years that selected food insecurity as a top five concern and 28% of all survey respondents were in the the 65+ years age group.

Note. 221 total survey respondents selected food insecurity as a top five concern. 30 of those respondents skipped the age group question.

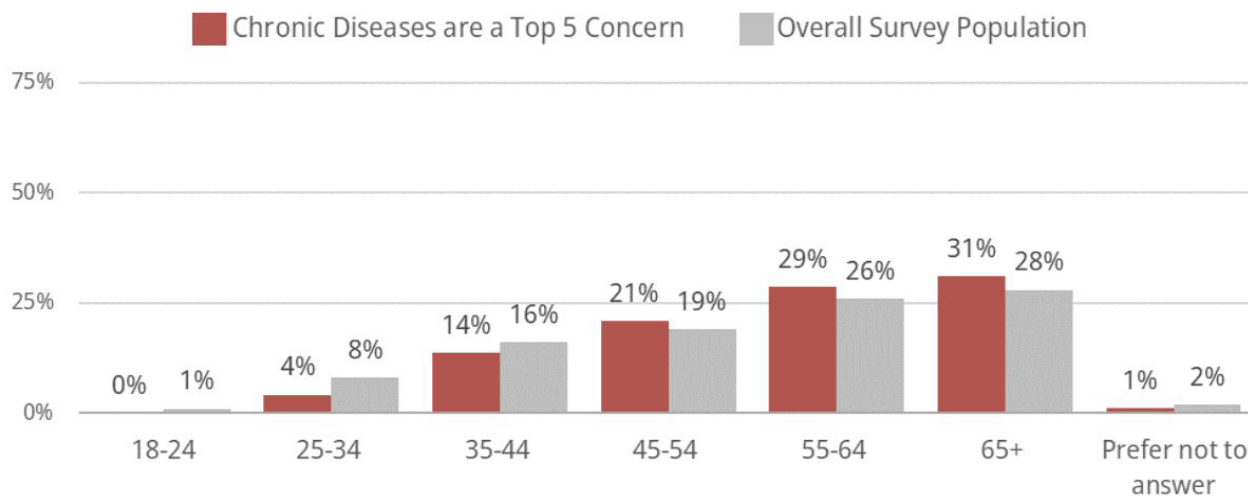
Figure 7. Age Groups of Respondents that Selected **Income/Poverty** as a Top 5 Concern compared to Overall Survey Population (2024 Medina County Health Priorities Survey)



Respondents in the age groups between 18-54 years had a higher percentage of individuals select income/poverty as a top five concern (52%) compared to the overall survey population in the age groups between 18-54 years (44%). A lower percentage of individuals in the age groups 55-64 and 65+ years selected income/poverty as a top 5 concern (47%) compared to the overall survey population in the age groups 55-64 and 65+ years (54%).

Note. 198 total survey respondents selected income/poverty as a top five concern. 22 of those respondents skipped the age group question.

Figure 8. Age Groups of Respondents that Selected **Chronic Diseases** as a Top 5 Concern compared to Overall Survey Population (2024 Medina County Health Priorities Survey)

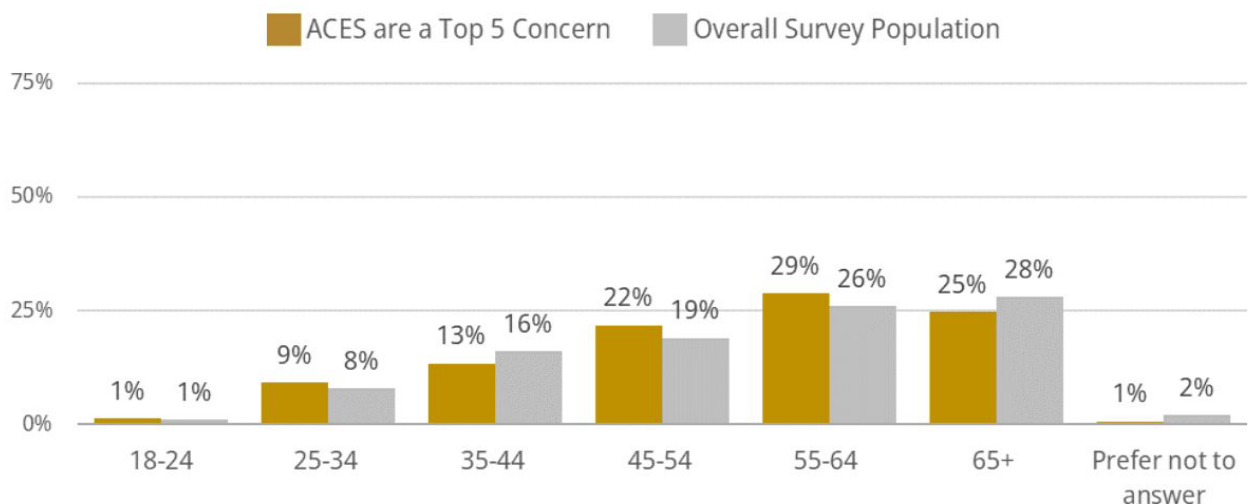


A higher percentage of respondents in the age range 45-65+ years selected chronic diseases as a top five concern (81%) compared to the overall survey population in the age range 45-65+ years (73%). Conversely, a lower percentage of respondents in the age range 18-44 years selected chronic diseases as a top five concern (18%) compared to the overall survey population in the age range 18-44 years (25%).

Note. 180 total survey respondents selected chronic diseases as a top five concern. 13 of those respondents skipped the age group question.



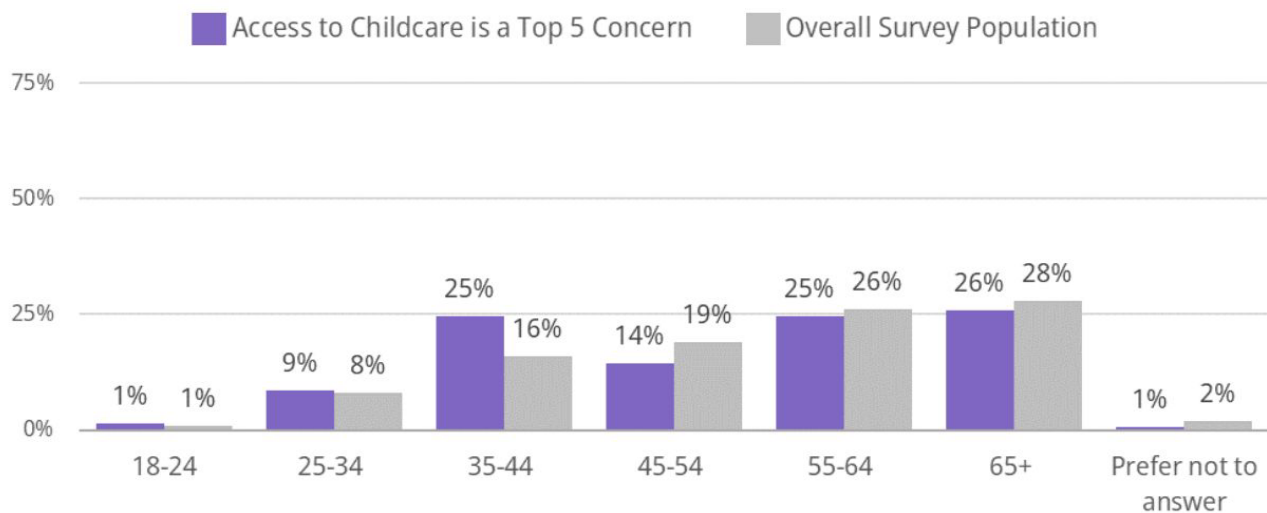
Figure 9. Age Groups of Respondents that Selected **Adverse Childhood Experiences (ACES)** as a Top 5 Concern compared to Overall Survey Population (2024 Medina County Health Priorities Survey)



A lower percentage of respondents in the age group 65+ years selected ACES as a top 5 concern (25%) compared to the overall survey population in the 65+ years age group (28%). A slightly higher percentage of individuals in the age groups 25-34, 45-54, and 55-64 selected ACES as a top five concern compared to the overall percentage of survey respondents in those age groups.

Note. 165 total survey respondents selected ACES as a top five concern. 23 of those respondents skipped the age group question.

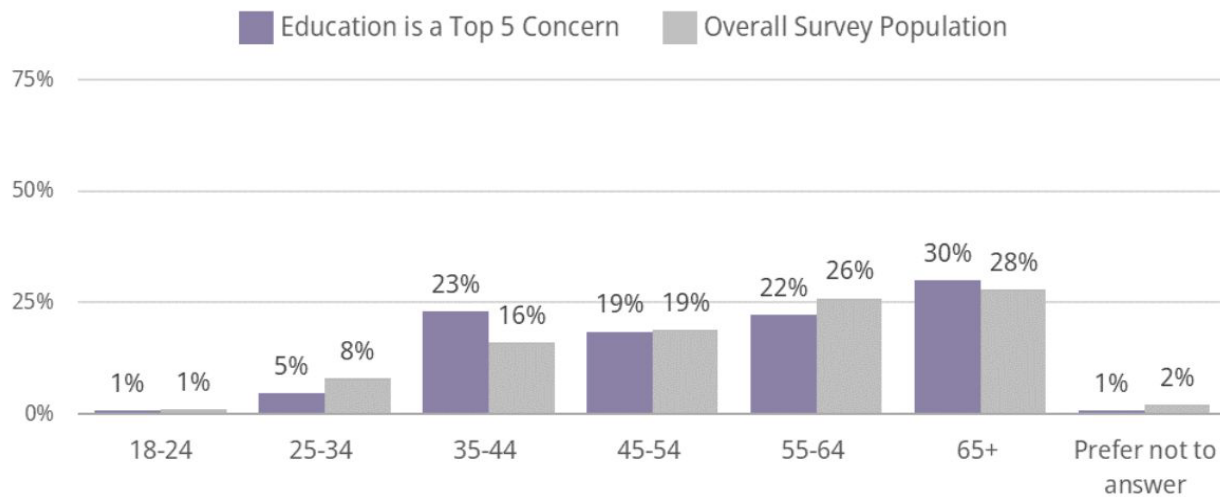
Figure 10. Age Groups of Respondents that Selected **Access to Childcare** as a Top 5 Concern compared to Overall Survey Population (2024 Medina County Health Priorities Survey)



A greater percentage of respondents in the age group 35-44 years selected access to childcare as a top five concern (25%) compared to the overall survey population in the age group 35-44 years (16%). A lower percentage of respondents in the age group 45-54 years selected access to childcare as a top five concern (14%) compared to the overall percentage of individuals who responded to the survey in the age group 45-54 years (19%). Otherwise, respondents that selected access to childcare as a top five concern generally mirrored the overall population of the survey.

Note. 153 total survey respondents selected access to childcare as a top five concern. 14 of those respondents skipped the age group question.

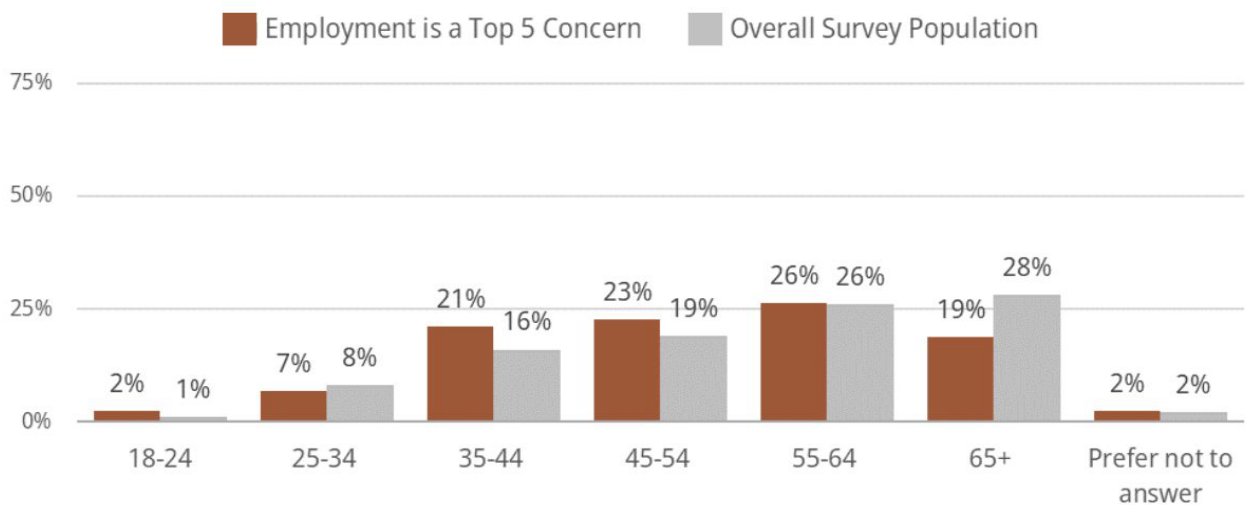
Figure 11. Age Groups of Respondents that Selected **Education** as a Top 5 Concern compared to Overall Survey Population (2024 Medina County Health Priorities Survey)



A greater percentage of respondents in the age group 35-44 years selected education as a top five concern (23%) compared to the overall percentage of survey respondents in the age group 35-44 years (16%). The majority of overall survey respondents were in the 65+ years age group (28%) which is similar to the 30% of respondents that selected education as a top five concern.

Note. 151 total survey respondents selected education as a top five concern. 21 of those respondents skipped the age group question.

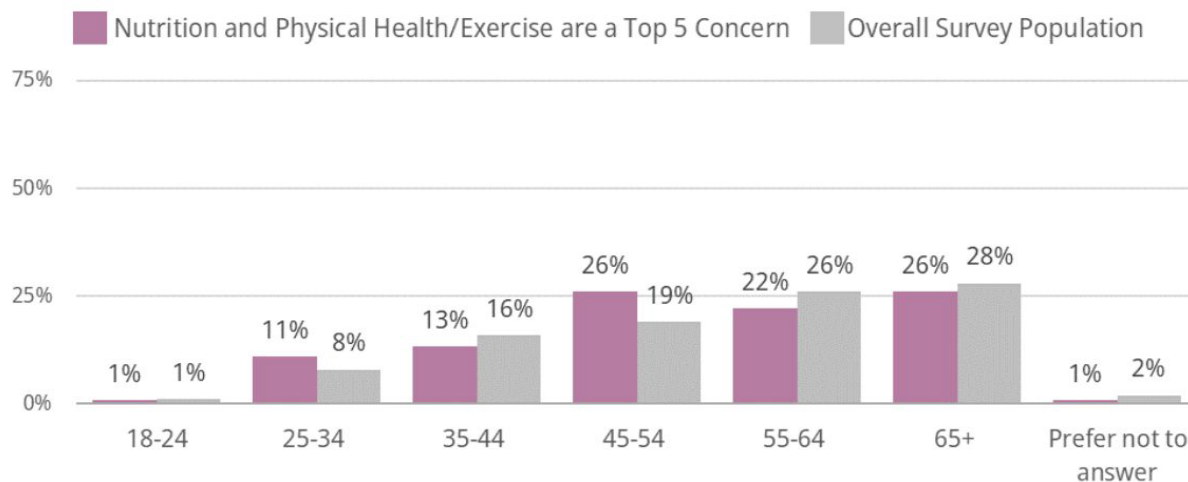
Figure 12. Age Groups of Respondents that Selected **Employment** as a Top 5 Concern compared to Overall Survey Population (2024 Medina County Health Priorities Survey)



A higher percentage of individuals in the age groups 35-44 and 45-54 years selected employment as a top five concern (21% and 23%, respectively) compared to the overall population of survey respondents in those age group (16% and 19%, respectively). A lower percentage of respondents in the 65+ years age group (19%) selected employment as a top five concern compared to the overall population of the survey in the 65+ years age group (28%).

Note. 144 total survey respondents selected employment as a top five concern. 11 of those respondents skipped the age group question.

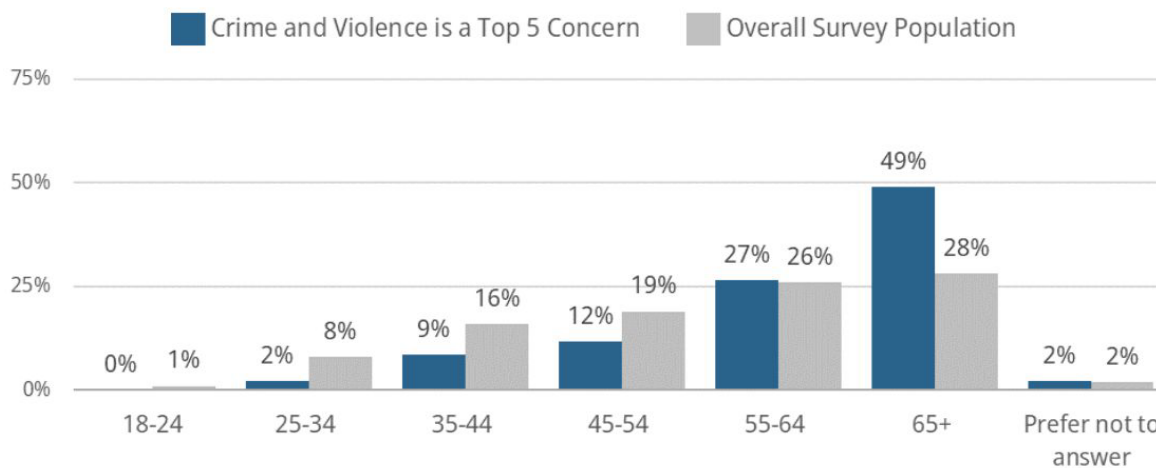
Figure 13. Age Groups of Respondents that Selected **Nutrition and Physical Health/Exercise** as a Top 5 Concern compared to Overall Survey Population (2024 Medina County Health Priorities Survey)



A higher percentage of individuals in the age group 45-54 years selected nutrition and physical health/exercise as a top five concern (26%) compared to the overall percentage of survey respondents in the 45-54 years age group (19%). A slightly lower percentage of respondents selected nutrition and physical health/exercise as a top five concern in the age groups 35-44, 55-64, and 65+ years compared to the overall percentage of survey respondents in those age groups.

Note. 143 total survey respondents selected nutrition and physical health/exercise as a top five concern. 16 of those respondents skipped the age group question.

Figure 14. Age Groups of Respondents that Selected **Crime and Violence** as a Top 5 Concern compared to Overall Survey Population (2024 Medina County Health Priorities Survey)

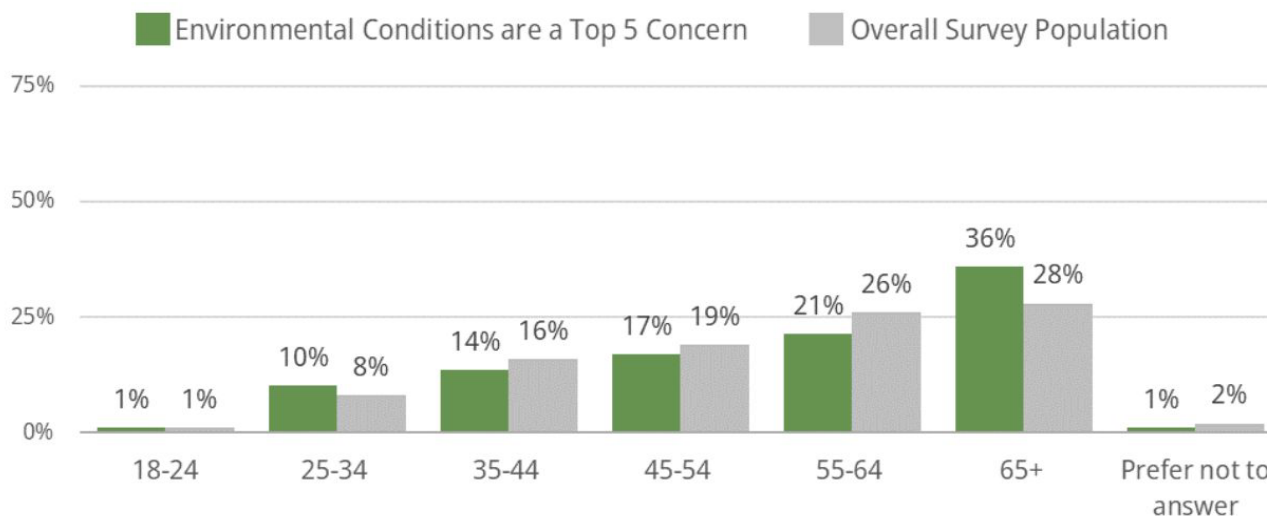


A notably higher percentage of individuals selected crime and violence as a top five concern in the age group 65+ years (49%) compared to the overall percentage of survey respondents in the 65+ years age group (28%). The age groups between 18-54 years had a lower percentage of individuals select crime and violence as a top five concern (23%) compared to the overall survey population in those age groups (44%).

Note. 107 total survey respondents selected crime and violence as a top five concern. 13 of those respondents skipped the age group question.



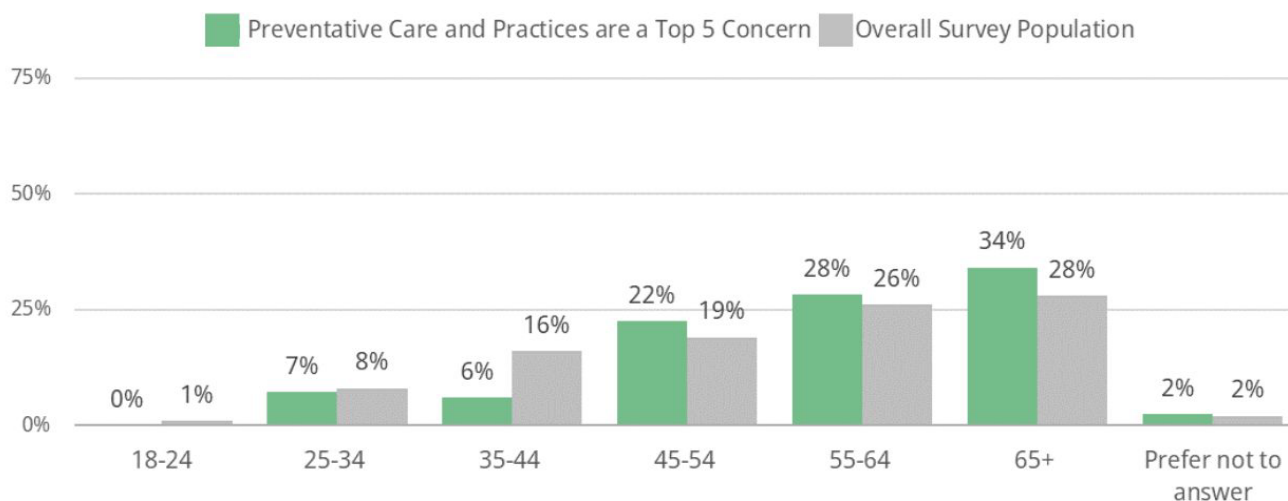
Figure 15. Age Groups of Respondents that Selected **Environmental Conditions** as a Top 5 Concern compared to Overall Survey Population (2024 Medina County Health Priorities Survey)



A higher percentage of individuals in the 65+ years age group selected environmental conditions as a top five concern (36%) compared to the overall percentage of survey respondents in the 65+ age group (28%). A lower percentage of respondents in the 55-64 years age group selected environmental conditions as a top five concern (21%) compared to the overall percentage of survey respondents in the 55-64 age group (26%).

Note. 102 total survey respondents selected crime and violence as a top five concern. 13 of those respondents skipped the age group question.

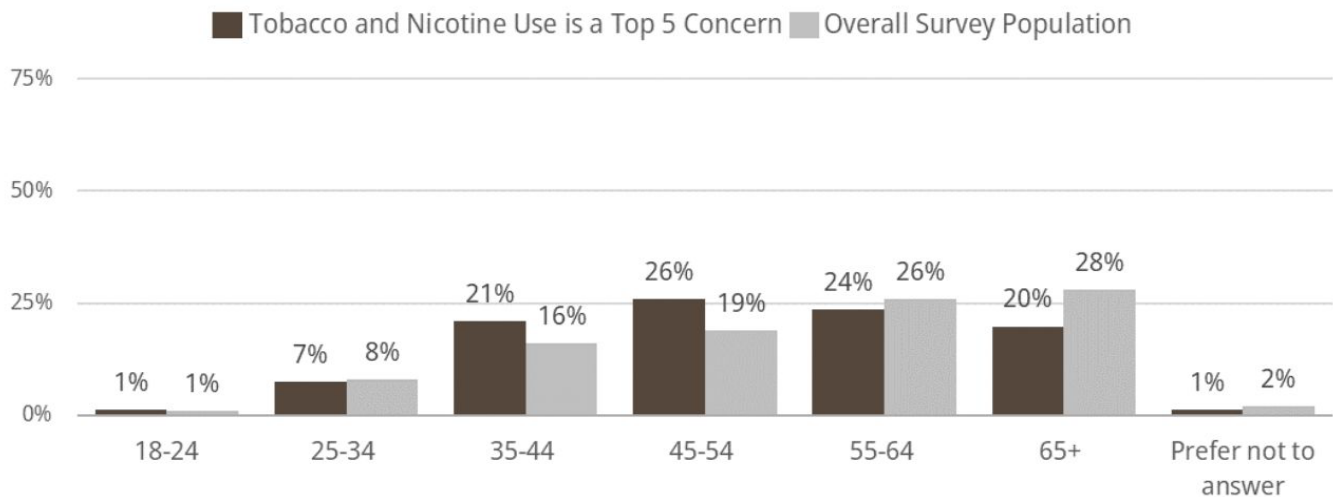
Figure 16. Age Groups of Respondents that Selected **Preventative Care and Practices** as a Top 5 Concern compared to Overall Survey Population (2024 Medina County Health Priorities Survey)



A higher percentage of individuals in the 65+ years age group selected preventative care and practices as a top five concern (34%) compared to the overall percentage of survey respondents in the 65+ age group (28%). A lower percentage of individuals in the 35-44 years age group selected preventative care and practices as a top five concern (6%) compared to the overall percentage of survey respondents in the 35-44 years age group (16%).

Note. 93 total survey respondents selected crime and violence as a top five concern. 8 of those respondents skipped the age group question.

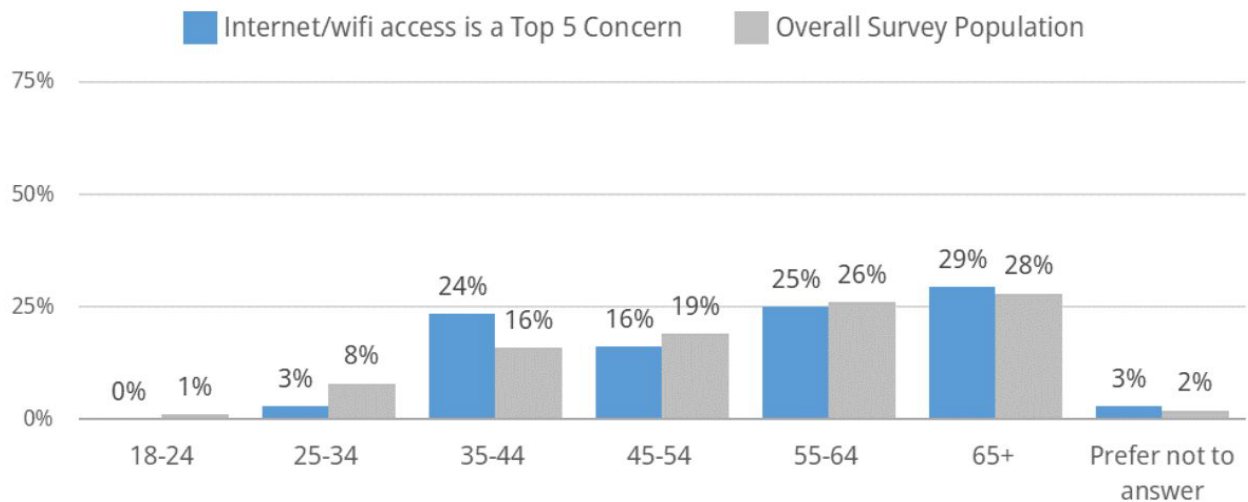
Figure 17. Age Groups of Respondents that Selected **Tobacco and Nicotine Use** as a Top 5 Concern compared to Overall Survey Population (2024 Medina County Health Priorities Survey)



A higher percentage of individuals in the 35-44 and 45-54 years age groups selected tobacco and nicotine use as a top five concern (21% and 26%, respectively) compared to the overall survey respondent population in those age groups (16% and 19%, respectively). A lower percentage of respondents in the 65+ years age group selected tobacco and nicotine use as a top five concern (20%) compared to the overall percentage of survey respondents in the 65+ years group (28%).

Note. 89 total survey respondents selected tobacco and nicotine use as a top five concern. 8 of those respondents skipped the age group question.

Figure 18. Age Groups of Respondents that Selected **Internet/Wifi Access** as a Top 5 Concern compared to Overall Survey Population (2024 Medina County Health Priorities Survey)

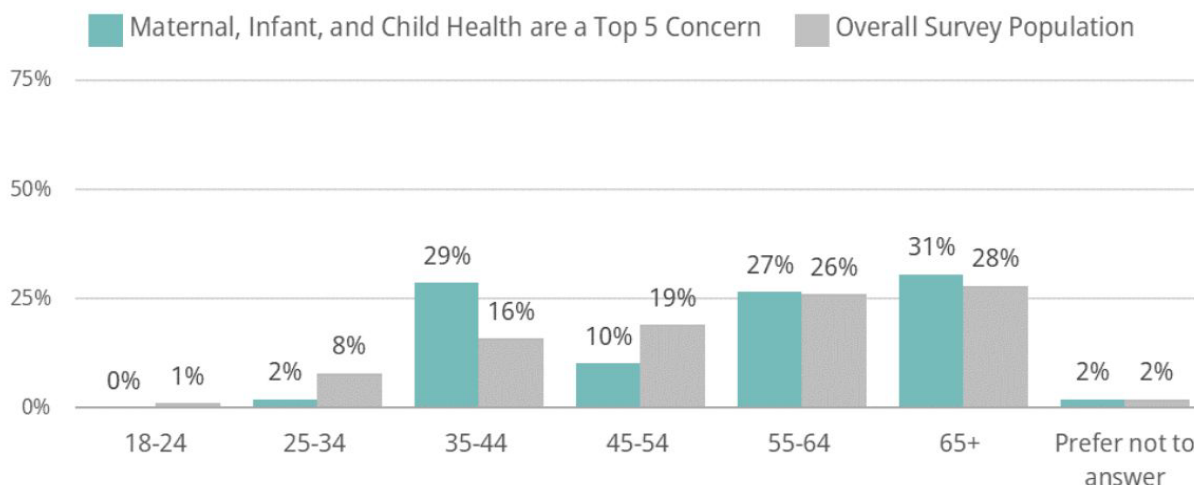


A higher percentage of individuals in the 35-44 years age group selected internet/wifi access as a top five concern (24%) compared to the overall percentage of survey respondents in the age group 35-44 years (16%). A lower percentage of respondents in the age groups 24-34 and 45-54 selected internet/wifi access as a top five concern compared to the overall percentage of survey respondents in those age groups.

Note. 76 total survey respondents selected internet/wifi access as a top five concern. 8 of those respondents skipped the age group question.



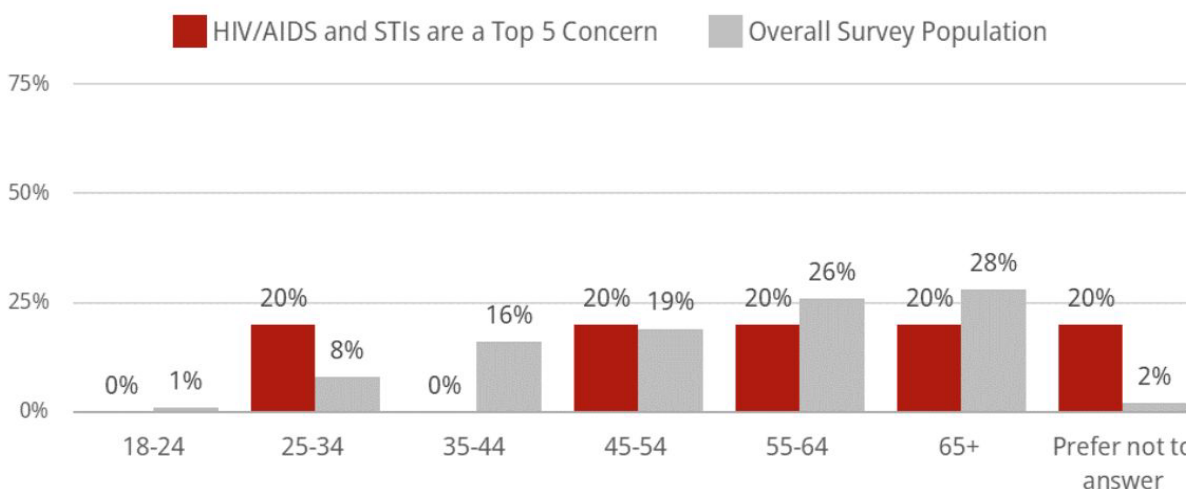
Figure 19. Age Groups of Respondents that Selected **Maternal Infant and Child Health** as a Top 5 Concern compared to Overall Survey Population (2024 Medina County Health Priorities Survey)



A higher percentage of individuals in the 35-44 years age group selected maternal, infant, and child health as a top five concern (29%) compared to the overall survey population in the age group 35-44 years (16%). A lower percentage of respondents in the age groups 25-34 and 45-54 selected maternal, infant, and child health as a top five concern compared to the overall survey population those age groups.

Note. 55 total survey respondents selected maternal, infant, and child health as a top five concern. 6 of those respondents skipped the age group question.

Figure 20. Age Groups of Respondents that Selected **HIV/AIDS and Sexually Transmitted Infections (STIs)** as a Top 5 Concern compared to Overall Survey Population (2024 Medina County Health Priorities Survey)



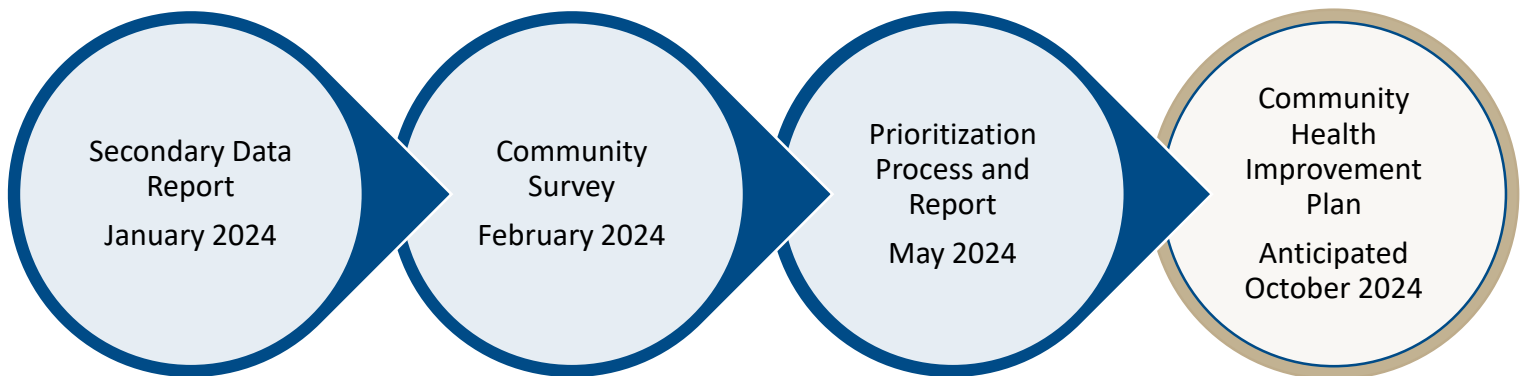
A higher percentage of individuals who selected HIV/AIDS and STIs as a top five concern were in the 25-34 years age group (20%) compared to the overall survey population in the age group 25-34 years (8%). A lower percentage of individuals who selected HIV/AIDS and STIs as a top five concern in the 55-64 and 65+ year age groups compared to the overall survey population in those age groups. There were no individuals in the age groups 18-24 and 35-44 years who selected HIV/AIDS and STIs as a top 5 concern.

Note. 7 total survey respondents selected HIV/AIDS as a top five concern. 2 of those respondents skipped the age group question.

## NEXT STEPS:

LWMC will convene a meeting on June 5, 2024. Moxley Public Health has been contracted with to facilitate this meeting to allow all LWMC members to actively participate in process.

Strategies will be chosen by coalition members to develop the CHIP.



Questions can be directed to:

Kristen D. Hildreth, PhD, MCHES  
Director of Community Health  
Medina County Health Department  
[khildreth@medinahealth.org](mailto:khildreth@medinahealth.org)

330-723-9688, option 2



